

# PORTFOLIO ATTRIBUTION

AS OF 28-FEB-2018  
AEOLOS



# STATEMENT OF ACCOUNTS

Portfolio: **AEOLOS**

Date As Of: **28 Feb 2018**

Reference Currency: **USD**

---

<b>Table of Contents</b>	<b>Page</b>
Holdings - Cash	3
Holdings - Fixed Income	15
Holdings - Other	41
Top and Bottom Movers	57
Performance by Asset Class	58
Performance Against Benchmark	60
Performance Attribution by Child Account	61

# HOLDINGS

AS OF 28-Feb-2018

aeolos

Reference Currency: USD

CCY	Account	Value in CCY	% of Assets	Value in USD
<b>LOAN (7)</b>				
<b>ROYAL BANK OF CANADA, SINGAPORE BRANCH (1)</b>				
<b>USD Loan</b>	LoanRef_aeolos-rbc_rbc01_usd_01_2.73%11.Jan.2018–12.Feb.2018	-363,689.23	-0.65 %	-363,689.23
<b>Total Loan - Royal Bank of Canada, Singapore Branch</b>				<b>-363,689.23</b>
<b>CREDIT SUISSE PRIVATE BANKING SINGAPORE (3)</b>				
<b>HKD Loan</b>	LoanRef_aeolos-cs-128455-1_cssg01_hkd_01_MM1802401039	-8,276,860.17	-1.89 %	-1,057,534.42
<b>CHF Loan</b>	LoanRef_aeolos-cs-128455-1_cssg01_chf_01_MM1802901581	-928,454.34	-1.76 %	-983,325.99
<b>HKD Loan</b>	LoanRef_aeolos-cs-128455-1_cssg01_hkd_01_MM1805901157	-8,291,191.58	-1.90 %	-1,059,365.55
<b>Total Loan - Credit Suisse Private Banking Singapore</b>				<b>-3,100,225.96</b>
<b>ROYAL BANK OF CANADA, SINGAPORE BRANCH (1)</b>				
<b>USD Loan</b>	LoanRef_aeolos-rbc01-usd-01_2.73%-11.Jan.2018–12.Feb.2018	-3,074,976.37	-5.51 %	-3,074,976.37
<b>Total Loan - Royal Bank of Canada, Singapore Branch</b>				<b>-3,074,976.37</b>
<b>CREDIT SUISSE PRIVATE BANKING SINGAPORE (1)</b>				
<b>HKD Loan</b>	LoanRef_aeolos-cs-128455-1_cssg01_hkd_01_MM1803101083	-9,945,691.63	-2.28 %	-1,270,761.02
<b>Total Loan - Credit Suisse Private Banking Singapore</b>				<b>-1,270,761.02</b>

# HOLDINGS

AS OF 28-Feb-2018

aeolos

Reference Currency: USD

CCY	Account	Value in CCY	% of Assets	Value in USD
<b>LOAN (7)</b>				
<b>ROYAL BANK OF CANADA, SINGAPORE BRANCH (1)</b>				
USD Loan	LoanRef_aeolos-rbcs-01-usd-01_1.87%,30.Dec.2016-06.Jan.2017	0.00	0.00 %	0.00
<b>Total Loan - Royal Bank of Canada, Singapore Branch</b>				<b>0.00</b>
<b>DEPOSIT (1)</b>				
<b>CREDIT SUISSE PRIVATE BANKING SINGAPORE (1)</b>				
USD Deposit	DepositRef_aeolos-cs-128455-1-usd-01_MM1803901187	517,368.75	0.93 %	517,368.75
<b>Total Deposit - Credit Suisse Private Banking Singapore</b>				<b>517,368.75</b>
<b>LOAN (14)</b>				
<b>DBS SINGAPORE (4)</b>				
SGD Loan	LoanRef_aeolos-dbs-188600_dbsg01_sgd_01_2942046	-438,194.27	-0.59 %	-331,143.41
USD Loan	LoanRef_aeolos-dbs-187212_dbsg01_usd_01_2991317	-4,096,831.48	-7.33 %	-4,096,831.48
USD Loan	LoanRef_aeolos-dbs-188600_dbsg01_usd_01_2991321	-2,592,853.21	-4.64 %	-2,592,853.21

# HOLDINGS

AS OF 28-Feb-2018

aeolos

Reference Currency: USD

CCY	Account	Value in CCY	% of Assets	Value in USD
<b>LOAN (14)</b>				
<b>DBS SINGAPORE (4)</b>				
<b>GBP Loan</b>	LoanRef_aeolos-dbs-188600_dbsg01_gbp_01_2999258	-95,044.22	-0.23 %	-131,018.46
<b>Total Loan - DBS Singapore</b>				<b>-7,151,846.56</b>
<b>CREDIT SUISSE PRIVATE BANKING SINGAPORE (1)</b>				
<b>EUR Loan</b>	LoanRef_aeolos-cs-128455-1_cssg01_eur_01_MM1802901432	-2,126,064.61	-4.65 %	-2,595,712.28
<b>Total Loan - Credit Suisse Private Banking Singapore</b>				<b>-2,595,712.28</b>
<b>ROYAL BANK OF CANADA, SINGAPORE BRANCH (2)</b>				
<b>USD Loan</b>	LoanRef_aeolos-rbcs-01-usd-01_2.83%,-11.Jan.2018-12.Feb.2018	-3,584,975.47	-6.42 %	-3,584,975.47
<b>USD Loan</b>	LoanRef_aeolos-rbcs-01-usd-01_2.73%-11.Jan.2018-12.Feb.2018b	-2,081.79	0.00 %	-2,081.79
<b>Total Loan - Royal Bank of Canada, Singapore Branch</b>				<b>-3,587,057.26</b>
<b>CREDIT SUISSE PRIVATE BANKING SINGAPORE (2)</b>				
<b>HKD Loan</b>	LoanRef_aeolos-cs-128455-1_cssg01_hkd_01_MM1735601419	0.00	0.00 %	0.00
<b>USD Loan</b>	LoanRef_aeolos-cs-128455-1-usd-01_MM1802901436	-5,029,712.56	-9.01 %	-5,029,712.56
<b>Total Loan - Credit Suisse Private Banking Singapore</b>				<b>-5,029,712.56</b>

# HOLDINGS

AS OF 28-Feb-2018

aeolos

Reference Currency: USD

CCY	Account	Value in CCY	% of Assets	Value in USD
<b>LOAN (14)</b>				
<b>DBS SINGAPORE (3)</b>				
<b>SGD Loan</b>	LoanRef_aeolos-dbs-187212_dbsg01_sgd_01_2995010	-1,313,014.63	-1.78 %	-992,245.16
<b>EUR Loan</b>	LoanRef_aeolos-dbs-188600_dbsg01_eur_01_2994025	-1,002,215.76	-2.19 %	-1,223,605.22
<b>EUR Loan</b>	LoanRef_aeolos-dbs-187212_dbsg01_eur_01_2994024	-1,002,215.76	-2.19 %	-1,223,605.22
<b>Total Loan - DBS Singapore</b>				<b>-3,439,455.60</b>
<b>STANDARD CHARTERED SINGAPORE (1)</b>				
<b>USD Loan</b>	LoanRef_aeolos-scb_scs01_usd_01_LD1627200627	-1,655,650.33	-2.96 %	-1,655,650.33
<b>Total Loan - Standard Chartered Singapore</b>				<b>-1,655,650.33</b>
<b>DBS SINGAPORE (1)</b>				
<b>EUR Loan</b>	LoanRef_aeolos-dbs-188600_dbsg01_eur_01_2993953	-2,097,765.57	-4.59 %	-2,561,161.98
<b>Total Loan - DBS Singapore</b>				<b>-2,561,161.98</b>

# HOLDINGS

AS OF 28-Feb-2018

aeolos

Reference Currency: USD

CCY	Account	Value in CCY	% of Assets	Value in USD
<b>CASH (42)</b>				
<b>STANDARD CHARTERED SINGAPORE (1)</b>				
<b>GBP Cash</b>	aeolos-scb_scsq01_gbp_01	130,402.28	0.32 %	179,759.54
<b>Total Cash - Standard Chartered Singapore</b>				<b>179,759.54</b>
<b>DBS SINGAPORE (2)</b>				
<b>AUD Cash</b>	aeolos-dbs-188600_dbsg01_aud_01	18,933.65	0.03 %	14,753.10
<b>USD Cash</b>	aeolos-dbs-187212_dbsg01_usd_01	625,529.42	1.12 %	625,529.42
<b>Total Cash - DBS Singapore</b>				<b>640,282.52</b>
<b>CREDIT SUISSE PRIVATE BANKING SINGAPORE (1)</b>				
<b>USD Cash</b>	aeolos-cs-128455-2_cssg01_usd_01	0.00	0.00 %	0.00
<b>Total Cash - Credit Suisse Private Banking Singapore</b>				<b>0.00</b>
<b>DBS SINGAPORE (1)</b>				
<b>SGD Cash</b>	aeolos-dbs-187212_dbsg01_sgd_01	21,944.54	0.03 %	16,583.49
<b>Total Cash - DBS Singapore</b>				<b>16,583.49</b>

# HOLDINGS

AS OF 28-Feb-2018

aeolos

Reference Currency: USD

CCY	Account	Value in CCY	% of Assets	Value in USD
<b>CASH (42)</b>				
<b>CREDIT SUISSE PRIVATE BANKING SINGAPORE (2)</b>				
<b>USD Cash</b>	aeolos-cs-128455-1-usd-01	102,624.37	0.18 %	102,624.37
<b>HKD Cash</b>	aeolos-cs-128455-1_cssg01_hkd_01	63,655.97	0.01 %	8,133.32
<b>Total Cash - Credit Suisse Private Banking Singapore</b>				<b>110,757.69</b>
<b>STANDARD CHARTERED SINGAPORE (1)</b>				
<b>AUD Cash</b>	aeolos-scb_scsg01_aud_01	8.33	0.00 %	6.49
<b>Total Cash - Standard Chartered Singapore</b>				<b>6.49</b>
<b>CREDIT SUISSE PRIVATE BANKING SINGAPORE (1)</b>				
<b>SGD Cash</b>	aeolos-cs-128455-80-sgd-01	0.00	0.00 %	0.00
<b>Total Cash - Credit Suisse Private Banking Singapore</b>				<b>0.00</b>
<b>DBS SINGAPORE (1)</b>				
<b>USD Cash</b>	aeolos-dbsg-187212-1-usd-01	8,784.85	0.02 %	8,784.85
<b>Total Cash - DBS Singapore</b>				<b>8,784.85</b>



# HOLDINGS

AS OF 28-Feb-2018

aeolos

Reference Currency: USD

CCY	Account	Value in CCY	% of Assets	Value in USD
<b>CASH (42)</b>				
<b>STANDARD CHARTERED SINGAPORE (1)</b>				
EUR Cash	aeolos-scb_scsq01_eur_01	210,131.94	0.46 %	256,550.09
<b>Total Cash - Standard Chartered Singapore</b>				<b>256,550.09</b>
<b>DBS SINGAPORE (1)</b>				
IDR Cash	aeolos-dbs-188600_dbsg01_idr_01	0.00	0.00 %	0.00
<b>Total Cash - DBS Singapore</b>				<b>0.00</b>
<b>CREDIT SUISSE PRIVATE BANKING SINGAPORE (3)</b>				
NZD Cash	aeolos-cs-128455-1_cssg01_nzd_01	92,350.80	0.12 %	66,640.34
USD Cash	aeolos-cs-128455-3_cssg01_usd_01	0.00	0.00 %	0.00
JPY Cash	aeolos-cs-128455-1_cssg01_jpy_01	4,139,902.00	0.07 %	38,786.74
<b>Total Cash - Credit Suisse Private Banking Singapore</b>				<b>105,427.08</b>
<b>DBS SINGAPORE (2)</b>				
GBP Cash	aeolos-dbs-188600_dbsg01_gbp_01	1,998.33	0.00 %	2,754.70

# HOLDINGS

AS OF 28-Feb-2018

aeolos

Reference Currency: USD

CCY	Account	Value in CCY	% of Assets	Value in USD
<b>CASH (42)</b>				
<b>DBS SINGAPORE (2)</b>				
<b>USD Cash</b>	aeolos-dbsg-265113-usd-01	259,969.32	0.47 %	259,969.32
<b>Total Cash - DBS Singapore</b>				<b>262,724.02</b>
<b>ROYAL BANK OF CANADA, SINGAPORE BRANCH (1)</b>				
<b>AUD Cash</b>	aeolos-rbc_rbc01_aud_01	12.58	0.00 %	9.80
<b>Total Cash - Royal Bank of Canada, Singapore Branch</b>				<b>9.80</b>
<b>DBS SINGAPORE (1)</b>				
<b>AUD Cash</b>	aeolos-dbs-187212_dbsg01_aud_01	57,856.91	0.08 %	45,082.10
<b>Total Cash - DBS Singapore</b>				<b>45,082.10</b>
<b>STANDARD CHARTERED SINGAPORE (2)</b>				
<b>USD Cash</b>	aeolos-scb_scs01_usd_01	149,765.48	0.27 %	149,765.48
<b>SGD Cash</b>	aeolos-scb_scs01_sgd_01	0.70	0.00 %	0.53
<b>Total Cash - Standard Chartered Singapore</b>				<b>149,766.01</b>

# HOLDINGS

AS OF 28-Feb-2018

aeolos

Reference Currency: USD

CCY	Account	Value in CCY	% of Assets	Value in USD
<b>CASH (42)</b>				
<b>CREDIT SUISSE PRIVATE BANKING SINGAPORE (2)</b>				
USD Cash	aeolos-cssg-128455-56-usd-01	0.00	0.00 %	0.00
USD Cash	aeolos-cs-128455-80-usd-01	521,271.93	0.93 %	521,271.93
<b>Total Cash - Credit Suisse Private Banking Singapore</b>				<b>521,271.93</b>
<b>STANDARD CHARTERED SINGAPORE (1)</b>				
CHF Cash	aeolos-scb_scs01_chf_01	6.91	0.00 %	7.32
<b>Total Cash - Standard Chartered Singapore</b>				<b>7.32</b>
<b>DBS SINGAPORE (1)</b>				
EUR Cash	aeolos-dbs-187212_dbsg01_eur_01	249,484.10	0.55 %	304,595.14
<b>Total Cash - DBS Singapore</b>				<b>304,595.14</b>
<b>ROYAL BANK OF CANADA, SINGAPORE BRANCH (2)</b>				
GBP Cash	aeolos-rbc_rbc01_gbp_01	0.00	0.00 %	0.00
USD Cash	aeolos-rbcs-01-usd-01	808,673.99	1.45 %	808,673.99
<b>Total Cash - Royal Bank of Canada, Singapore Branch</b>				<b>808,673.99</b>

# HOLDINGS

AS OF 28-Feb-2018

aeolos

Reference Currency: USD

CCY	Account	Value in CCY	% of Assets	Value in USD
<b>CASH (42)</b>				
<b>CREDIT SUISSE PRIVATE BANKING SINGAPORE (1)</b>				
<b>EUR Cash</b>	aeolos-cs-128455-1_cssg01_eur_01	136,855.29	0.30 %	167,086.62
<b>Total Cash - Credit Suisse Private Banking Singapore</b>				<b>167,086.62</b>
<b>DBS SINGAPORE (1)</b>				
<b>USD Cash</b>	aeolos-dbs-188600_dbsg01_usd_01	1,547,278.33	2.77 %	1,547,278.33
<b>Total Cash - DBS Singapore</b>				<b>1,547,278.33</b>
<b>CREDIT SUISSE PRIVATE BANKING SINGAPORE (1)</b>				
<b>CHF Cash</b>	aeolos-cs-128455-1_cssg01_chf_01	0.00	0.00 %	0.00
<b>Total Cash - Credit Suisse Private Banking Singapore</b>				<b>0.00</b>
<b>STANDARD CHARTERED SINGAPORE (1)</b>				
<b>HKD Cash</b>	aeolos-scb_scsg01_hkd_01	148,858.79	0.03 %	19,019.69
<b>Total Cash - Standard Chartered Singapore</b>				<b>19,019.69</b>
<b>ROYAL BANK OF CANADA, SINGAPORE BRANCH (2)</b>				
<b>USD Cash</b>	aeolos-rbc_rbcs01_usd_01	135,393.65	0.24 %	135,393.65

# HOLDINGS

AS OF 28-Feb-2018

aeolos

Reference Currency: USD

CCY	Account	Value in CCY	% of Assets	Value in USD
<b>CASH (42)</b>				
<b>ROYAL BANK OF CANADA, SINGAPORE BRANCH (2)</b>				
<b>SGD Cash</b>	aeolos-rbc_rbc01_sgd_01	0.00	0.00 %	0.00
<b>Total Cash - Royal Bank of Canada, Singapore Branch</b>				<b>135,393.65</b>
<b>DBS SINGAPORE (1)</b>				
<b>EUR Cash</b>	aeolos-dbs-188600_dbsg01_eur_01	0.00	0.00 %	0.00
<b>Total Cash - DBS Singapore</b>				<b>0.00</b>
<b>CREDIT SUISSE PRIVATE BANKING SINGAPORE (1)</b>				
<b>EUR Cash</b>	aeolos-cs-128455-2_cssg01_eur_01	0.00	0.00 %	0.00
<b>Total Cash - Credit Suisse Private Banking Singapore</b>				<b>0.00</b>
<b>ROYAL BANK OF CANADA, SINGAPORE BRANCH (2)</b>				
<b>HKD Cash</b>	aeolos-rbc_rbc01_hkd_01	3,437.72	0.00 %	439.24
<b>EUR Cash</b>	aeolos-rbc_rbc01_eur_01	0.00	0.00 %	0.00
<b>Total Cash - Royal Bank of Canada, Singapore Branch</b>				<b>439.24</b>

# HOLDINGS

AS OF 28-Feb-2018

aeolos

Reference Currency: USD

CCY	Account	Value in CCY	% of Assets	Value in USD
<b>CASH (42)</b>				
<b>CREDIT SUISSE PRIVATE BANKING SINGAPORE (2)</b>				
<b>SGD Cash</b>	aeolos-cs-128455-1_cssg01_sgd_01	4,860.00	0.01 %	3,672.70
<b>JPY Cash</b>	aeolos-cs-128455-2_cssg01_jpy_01	0.00	0.00 %	0.00
<b>Total Cash - Credit Suisse Private Banking Singapore</b>				<b>3,672.70</b>
<b>DBS SINGAPORE (1)</b>				
<b>GBP Cash</b>	aeolos-dbs-187212_dbsg01_gbp_01	0.00	0.00 %	0.00
<b>Total Cash - DBS Singapore</b>				<b>0.00</b>
<b>CREDIT SUISSE PRIVATE BANKING SINGAPORE (1)</b>				
<b>GBP Cash</b>	aeolos-cs-128455-1_cssg01_gbp_01	12,600.78	0.03 %	17,370.18
<b>Total Cash - Credit Suisse Private Banking Singapore</b>				<b>17,370.18</b>
<b>DBS SINGAPORE (1)</b>				
<b>SGD Cash</b>	aeolos-dbs-188600_dbsg01_sgd_01	356,137.51	0.48 %	269,133.12
<b>Total Cash - DBS Singapore</b>				<b>269,133.12</b>

# HOLDINGS

AS OF 28-Feb-2018

aeolos

Reference Currency: USD

CCY	Name	Callable	Quantity	Dirty Price	Accr. Interest CCY	Unreal. P/L %	% of Assets
ISIN/Ticker	Country	Maturity Type	Maturity	Clean Price	Accr. Interest USD	Unreal. P/L CCY	Mkt Val. CCY
Seniority	Industry	Coupon Type	Coupon	Cost Price	YTM	Unreal. P/L USD	Mkt Val. USD

## BOND (103)

### CREDIT SUISSE PRIVATE BANKING SINGAPORE (2)

USD	<b>NEWCREST FINANCE PTY LTD 4.2000% 2022-10-01</b>	No	200,000.00	103.60	3,430.00	-2.08	0.37
USQ66511AC26	Australia	At Maturity	01/10/2022	101.89	3,430.00	-4,330.00	207,200.00
Sr Unsecured	Mining	Fixed	4.20	104.05		-4,330.00	207,200.00
USD	<b>EMIRATES NBD PJSC 3.2500% 2022-11-14</b>	No	150,000.00	98.31	1,408.00	-2.32	0.26
XS1716831570	United Arab Emirates	At Maturity	14/11/2022	97.37	1,408.00	-3,462.45	147,463.00
Sr Unsecured	Banks	Fixed	3.25	99.68		-3,462.45	147,463.00

Total Bond - Credit Suisse Private Banking Singapore

354,663.00

### ROYAL BANK OF CANADA, SINGAPORE BRANCH (1)

USD	<b>BTG INVESTMENTS LP 4.5000% 2018-04-17</b>	No	250,000.00	101.70	4,218.75	4.45	0.46
XS0917011628	Brazil	At Maturity	17/04/2018	100.01	4,218.75	10,645.00	254,238.75
Sr Unsecured	Diversified Finan Serv	Fixed	4.50	95.75		10,645.00	254,238.75

Total Bond - Royal Bank of Canada, Singapore Branch

254,238.75

### CREDIT SUISSE PRIVATE BANKING SINGAPORE (4)

USD	<b>HYUNDAI CAPITAL SERVICES 3% 2022-08-29</b>	No	200,000.00	97.15	0.00	-2.38	0.35
USY3815NAY77	Korea - the Republic of	At Maturity	29/08/2022	97.15	0.00	-4,733.00	194,300.00
Sr Unsecured	Auto Manufacturers	Fixed	3.00	99.52		-4,733.00	194,300.00

# HOLDINGS

AS OF 28-Feb-2018

aeolos

Reference Currency: USD

CCY	Name	Callable	Quantity	Dirty Price	Accr. Interest CCY	Unreal. P/L %	% of Assets
ISIN/Ticker	Country	Maturity Type	Maturity	Clean Price	Accr. Interest USD	Unreal. P/L CCY	Mkt Val. CCY
Seniority	Industry	Coupon Type	Coupon	Cost Price	YTM	Unreal. P/L USD	Mkt Val. USD

## BOND (103)

### CREDIT SUISSE PRIVATE BANKING SINGAPORE (4)

USD	<b>DBS GROUP HOLDINGS LTD 1.93444000% 2022-07-25</b>	No	100,000.00	100.62	223.00	0.19	0.18
US24023LAC00	Singapore	At Maturity	25/07/2022	100.40	223.00	187.70	100,623.00
Sr Unsecured	Banks	Floating	1.93	100.21		187.70	100,623.00
USD	<b>GAP INC/THE 5.9500% 2021-04-12</b>	Yes	100,000.00	108.25	2,248.00	-2.53	0.19
US364760AK48	United States of America	Callable	12/04/2021	106.00	2,248.00	-2,750.00	108,248.00
Sr Unsecured	Retail	Fixed	5.95	108.75		-2,750.00	108,248.00
USD	<b>VEDANTA RESOURCES PLC 6.3750% 2022-07-30</b>	No	100,000.00	103.51	496.00	1.24	0.19
USG9328DAM23	India	At Maturity	30/07/2022	103.01	496.00	1,260.00	103,506.00
Sr Unsecured	Mining	Fixed	6.38	101.75		1,260.00	103,506.00

Total Bond - Credit Suisse Private Banking Singapore

506,677.00

### DBS SINGAPORE (1)

USD	<b>CENT ELET BRASILEIRAS SA 6.8750% 2019-07-30</b>	No	100,000.00	104.98	611.10	2.82	0.19
USP22854AF31	Brazil	At Maturity	30/07/2019	104.36	611.10	2,864.00	104,975.10
Sr Unsecured	Electric	Fixed	6.88	101.50		2,864.00	104,975.10

Total Bond - DBS Singapore

104,975.10



# HOLDINGS

AS OF 28-Feb-2018

aeolos

Reference Currency: USD

CCY	Name	Callable	Quantity	Dirty Price	Accr. Interest CCY	Unreal. P/L %	% of Assets
ISIN/Ticker	Country	Maturity Type	Maturity	Clean Price	Accr. Interest USD	Unreal. P/L CCY	Mkt Val. CCY
Seniority	Industry	Coupon Type	Coupon	Cost Price	YTM	Unreal. P/L USD	Mkt Val. USD

## BOND (103)

### CREDIT SUISSE PRIVATE BANKING SINGAPORE (1)

USD	<b>NEXTEER AUTO GROUP LTD 5.8750% 2021-11-15</b>	Yes	100,000.00	106.44	1,681.00	0.37	0.19
USG6501MAA39	China	Callable	15/11/2021	104.76	1,681.00	385.00	106,441.00
Sr Unsecured	Auto Parts&Equipment	Fixed	5.88	104.38		385.00	106,441.00

**Total Bond - Credit Suisse Private Banking Singapore**

**106,441.00**

### ROYAL BANK OF CANADA, SINGAPORE BRANCH (1)

USD	<b>ING GROEP NV 6.8750% Perpetual</b>	Yes	200,000.00	109.34	5,194.40	6.34	0.39
XS1497755360	Netherlands	Perp/Call	Perpetual	106.74	5,194.40	12,735.00	218,679.40
Jr Subordinated	Banks	Variable	6.88	100.38		12,735.00	218,679.40

**Total Bond - Royal Bank of Canada, Singapore Branch**

**218,679.40**

### CREDIT SUISSE PRIVATE BANKING SINGAPORE (1)

USD	<b>SEAGATE HDD CAYMAN 4.2500% 2022-03-01</b>	Yes	100,000.00	101.34	2,090.00	0.35	0.18
USG79456AK84	United States of America	Callable	01/03/2022	99.25	2,090.00	350.00	101,340.00
Sr Unsecured	Computers	Fixed	4.25	98.90		350.00	101,340.00

**Total Bond - Credit Suisse Private Banking Singapore**

**101,340.00**

# HOLDINGS

AS OF 28-Feb-2018

aeolos

Reference Currency: USD

CCY	Name	Callable	Quantity	Dirty Price	Accr. Interest CCY	Unreal. P/L %	% of Assets
ISIN/Ticker	Country	Maturity Type	Maturity	Clean Price	Accr. Interest USD	Unreal. P/L CCY	Mkt Val. CCY
Seniority	Industry	Coupon Type	Coupon	Cost Price	YTM	Unreal. P/L USD	Mkt Val. USD

## BOND (103)

### ROYAL BANK OF CANADA, SINGAPORE BRANCH (2)

USD	<b>ALPHA STAR HOLDING III 6.2500% 2022-04-20</b>	No	200,000.00	103.82	4,583.40	1.35	0.37
XS1585453142	United Arab Emirates	At Maturity	20/04/2022	101.53	4,583.40	2,695.00	207,638.40
Sr Unsecured	Real Estate	Fixed	6.25	100.18		2,695.00	207,638.40
USD	<b>BIOSTIME INTL HOLDINGS 7.2500% 2021-06-21</b>	Yes	200,000.00	105.58	2,819.40	-0.37	0.38
USG11259AB79	China	Callable	21/06/2021	104.17	2,819.40	-766.00	211,153.40
2nd lien	Household Products/Wares	Fixed	7.25	104.55		-766.00	211,153.40

**Total Bond - Royal Bank of Canada, Singapore Branch**

**418,791.80**

### CREDIT SUISSE PRIVATE BANKING SINGAPORE (1)

USD	<b>QNB FINANCE LTD 2.1250% 2021-09-07</b>	No	200,000.00	96.13	2,019.00	-3.85	0.34
XS1485745704	Qatar	At Maturity	07/09/2021	95.12	2,019.00	-7,620.00	192,259.00
Sr Unsecured	Banks	Fixed	2.13	98.93		-7,620.00	192,259.00

**Total Bond - Credit Suisse Private Banking Singapore**

**192,259.00**

# HOLDINGS

AS OF 28-Feb-2018

aeolos

Reference Currency: USD

CCY	Name	Callable	Quantity	Dirty Price	Accr. Interest CCY	Unreal. P/L %	% of Assets
ISIN/Ticker	Country	Maturity Type	Maturity	Clean Price	Accr. Interest USD	Unreal. P/L CCY	Mkt Val. CCY
Seniority	Industry	Coupon Type	Coupon	Cost Price	YTM	Unreal. P/L USD	Mkt Val. USD

## BOND (103)

### ROYAL BANK OF CANADA, SINGAPORE BRANCH (1)

USD	<b>FMG RESOURCES AUG 2006 5.1250% 2024-05-15</b>	Yes	200,000.00	101.61	3,046.60	-2.82	0.36
USQ3919KAK71	Australia	Callable	15/05/2024	100.09	3,046.60	-5,799.00	203,227.60
Sr Unsecured	Mining	Fixed	5.13	102.99		-5,799.00	203,227.60

**Total Bond - Royal Bank of Canada, Singapore Branch**

**203,227.60**

### CREDIT SUISSE PRIVATE BANKING SINGAPORE (1)

USD	<b>STATE GRID OVERSEAS INV 2.7500% 2022-05-04</b>	No	100,000.00	98.35	871.00	-2.38	0.18
USG8450LAG98	China	At Maturity	04/05/2022	97.48	871.00	-2,381.00	98,351.00
Sr Unsecured	Electric	Fixed	2.75	99.86		-2,381.00	98,351.00

**Total Bond - Credit Suisse Private Banking Singapore**

**98,351.00**

### DBS SINGAPORE (2)

USD	<b>CREDIT SUISSE GROUP AG 6.2500% Perpetual</b>	Yes	125,000.00	106.67	1,605.88	8.67	0.24
XS1076957700	Switzerland	Perp/Call	Perpetual	105.39	1,605.88	10,506.87	133,337.75
Jr Subordinated	Banks	Variable	6.25	96.98		10,506.87	133,337.75

# HOLDINGS

aeolos

AS OF 28-Feb-2018

Reference Currency: USD

CCY	Name	Callable	Quantity	Dirty Price	Accr. Interest CCY	Unreal. P/L %	% of Assets
ISIN/Ticker	Country	Maturity Type	Maturity	Clean Price	Accr. Interest USD	Unreal. P/L CCY	Mkt Val. CCY
Seniority	Industry	Coupon Type	Coupon	Cost Price	YTM	Unreal. P/L USD	Mkt Val. USD

## BOND (103)

### DBS SINGAPORE (2)

USD	<b>ELECTRICITE DE FRANCE SA 5.6250% Perpetual</b>	Yes	100,000.00	101.76	625.00	4.07	0.18
USF2893TAM83	France	Perp/Call	Perpetual	101.13	625.00	3,954.50	101,759.50
Jr Subordinated	Electric	Variable	5.63	97.18		3,954.50	101,759.50

Total Bond - DBS Singapore

235,097.25

### CREDIT SUISSE PRIVATE BANKING SINGAPORE (6)

USD	<b>GLENCORE FUNDING LLC 2.0401% 2019-01-15</b>	No	200,000.00	100.74	736.00	1.80	0.36
XS0938722583	Switzerland	At Maturity	15/01/2019	100.38	736.00	3,550.00	201,486.00
Sr Unsecured	Mining	Floating	2.04	98.60		3,550.00	201,486.00
USD	<b>MMC NORILSK NICK VIA MMC 3.8490% 2022-04-08</b>	No	200,000.00	100.92	2,994.00	-0.63	0.36
XS1622146758	Russian Federation	At Maturity	08/04/2022	99.42	2,994.00	-1,260.00	201,834.00
Sr Unsecured	Mining	Fixed	3.85	100.05		-1,260.00	201,834.00
USD	<b>CHINA MINSHENG BKG/HK 2.21722000% 2020-09-11</b>	No	150,000.00	100.50	802.00	0.04	0.27
XS1676895581	China	At Maturity	11/09/2020	99.97	802.00	61.50	150,757.00
Sr Unsecured	Banks	Floating	2.22	99.93		61.50	150,757.00
USD	<b>DBS GROUP HOLDINGS LTD 3.6000% Perpetual</b>	Yes	200,000.00	100.05	3,420.00	-1.88	0.36
XS1484844656	Singapore	Perp/Call	Perpetual	98.34	3,420.00	-3,771.00	200,100.00
Jr Subordinated	Banks	Variable	3.60	100.23		-3,771.00	200,100.00

# HOLDINGS

AS OF 28-Feb-2018

aeolos

Reference Currency: USD

CCY	Name	Callable	Quantity	Dirty Price	Accr. Interest CCY	Unreal. P/L %	% of Assets
ISIN/Ticker	Country	Maturity Type	Maturity	Clean Price	Accr. Interest USD	Unreal. P/L CCY	Mkt Val. CCY
Seniority	Industry	Coupon Type	Coupon	Cost Price	YTM	Unreal. P/L USD	Mkt Val. USD

## BOND (103)

### CREDIT SUISSE PRIVATE BANKING SINGAPORE (6)

USD	<b>ING BANK NV 4.1250% 2023-11-21</b>	Yes	100,000.00	101.85	1,111.00	-1.59	0.18
XS0995102778	Netherlands	Callable	21/11/2023	100.74	1,111.00	-1,628.00	101,846.00
Subordinated	Banks	Variable	4.13	102.36		-1,628.00	101,846.00
USD	<b>CITIC LTD 8.6250% Perpetual</b>	Yes	200,000.00	105.99	4,600.00	1.81	0.38
XS0933855354	China	Perp/Call	Perpetual	103.69	4,600.00	3,680.00	211,980.00
Subordinated	Banks	Variable	8.63	101.85		3,680.00	211,980.00

**Total Bond - Credit Suisse Private Banking Singapore**

**1,068,003.00**

### DBS SINGAPORE (1)

USD	<b>QBE INSURANCE GROUP LTD 6.7500% 2044-12-02</b>	Yes	150,000.00	111.93	2,531.25	1.43	0.30
XS1144495808	Australia	Callable	02/12/2044	110.24	2,531.25	2,325.75	167,892.00
Subordinated	Insurance	Variable	6.75	108.69		2,325.75	167,892.00

**Total Bond - DBS Singapore**

**167,892.00**

# HOLDINGS

AS OF 28-Feb-2018

aeolos

Reference Currency: USD

CCY	Name	Callable	Quantity	Dirty Price	Accr. Interest CCY	Unreal. P/L %	% of Assets
ISIN/Ticker	Country	Maturity Type	Maturity	Clean Price	Accr. Interest USD	Unreal. P/L CCY	Mkt Val. CCY
Seniority	Industry	Coupon Type	Coupon	Cost Price	YTM	Unreal. P/L USD	Mkt Val. USD

## BOND (103)

### CREDIT SUISSE PRIVATE BANKING SINGAPORE (1)

USD	<b>BERAU COAL ENERGY TBK PT 7.2500% 2017-03-13</b>	Yes	350,000.00	53.13	0.00	-48.01	0.33
USY711AQAA43	Indonesia	Callable	13/03/2017	53.13	0.00	-171,713.50	185,937.50
1st lien	Coal	Defaulted	7.25	102.19		-171,713.50	185,937.50

**Total Bond - Credit Suisse Private Banking Singapore**

**185,937.50**

### DBS SINGAPORE (1)

USD	<b>SWEDBANK AB 5.5000% Perpetual</b>	Yes	100,000.00	104.77	2,520.80	2.52	0.19
XS1190655776	Sweden	Perp/Call	Perpetual	102.25	2,520.80	2,511.50	104,772.30
Jr Subordinated	Banks	Variable	5.50	99.74		2,511.50	104,772.30

**Total Bond - DBS Singapore**

**104,772.30**

### CREDIT SUISSE PRIVATE BANKING SINGAPORE (4)

USD	<b>ROYAL BK SCOTLND GRP PLC 3.8750% 2023-09-12</b>	No	200,000.00	100.83	3,574.00	-0.93	0.36
US780097BD21	United Kingdom	At Maturity	12/09/2023	99.04	3,574.00	-1,860.00	201,654.00
Sr Unsecured	Banks	Fixed	3.88	99.97		-1,860.00	201,654.00
USD	<b>EURASIAN DEVELOPMENT BAN 4.7670% 2022-09-20</b>	No	100,000.00	105.47	2,092.00	-0.83	0.19
XS0831571434		At Maturity	20/09/2022	103.38	2,092.00	-860.00	105,472.00
Sr Unsecured	Multi-National	Fixed	4.77	104.24		-860.00	105,472.00

# HOLDINGS

AS OF 28-Feb-2018

aeolos

Reference Currency: USD

CCY	Name	Callable	Quantity	Dirty Price	Accr. Interest CCY	Unreal. P/L %	% of Assets
ISIN/Ticker	Country	Maturity Type	Maturity	Clean Price	Accr. Interest USD	Unreal. P/L CCY	Mkt Val. CCY
Seniority	Industry	Coupon Type	Coupon	Cost Price	YTM	Unreal. P/L USD	Mkt Val. USD

## BOND (103)

### CREDIT SUISSE PRIVATE BANKING SINGAPORE (4)

USD	<b>BARCLAYS BANK PLC 7.6250% 2022-11-21</b>	No	200,000.00	113.49	4,109.00	1.36	0.41
US06740L8C27	United Kingdom	At Maturity	21/11/2022	111.44	4,109.00	2,990.00	226,979.00
Subordinated	Banks	Fixed	7.63	109.94		2,990.00	226,979.00
USD	<b>BBK 3.5000% 2020-03-24</b>	No	200,000.00	98.62	2,994.00	-0.38	0.35
XS1207170736	Bahrain	At Maturity	24/03/2020	97.13	2,994.00	-750.00	197,244.00
Sr Unsecured	Banks	Fixed	3.50	97.50		-750.00	197,244.00

Total Bond - Credit Suisse Private Banking Singapore

731,349.00

### DBS SINGAPORE (3)

USD	<b>ELECTRICITE DE FRANCE SA 5.6250% Perpetual</b>	Yes	100,000.00	101.76	625.00	4.07	0.18
USF2893TAM83	France	Perp/Call	Perpetual	101.13	625.00	3,954.50	101,759.50
Jr Subordinated	Electric	Variable	5.63	97.18		3,954.50	101,759.50
USD	<b>CREDIT SUISSE GROUP AG 6.2500% Perpetual</b>	Yes	125,000.00	106.67	1,605.88	8.67	0.24
XS1076957700	Switzerland	Perp/Call	Perpetual	105.39	1,605.88	10,506.87	133,337.75
Jr Subordinated	Banks	Variable	6.25	96.98		10,506.87	133,337.75

# HOLDINGS

AS OF 28-Feb-2018

aeolos

Reference Currency: USD

CCY	Name	Callable	Quantity	Dirty Price	Accr. Interest CCY	Unreal. P/L %	% of Assets
ISIN/Ticker	Country	Maturity Type	Maturity	Clean Price	Accr. Interest USD	Unreal. P/L CCY	Mkt Val. CCY
Seniority	Industry	Coupon Type	Coupon	Cost Price	YTM	Unreal. P/L USD	Mkt Val. USD

## BOND (103)

### DBS SINGAPORE (3)

SGD	<b>GOLDEN ASSET INTL INV 5.5000% 2018-04-27</b>	No	500,000.00	102.14	9,719.00	-0.05	0.69
SG6WG7000009	Singapore	At Maturity	27/04/2018	100.20	7,344.65	-250.00	510,719.00
Sr Unsecured	Diversified Finan Serv	Fixed	5.50	100.25		-188.92	385,950.35

**Total Bond - DBS Singapore**

**621,047.60**

### CREDIT SUISSE PRIVATE BANKING SINGAPORE (2)

USD	<b>CGNPC INTERNATIONAL LTD 3.1250% 2022-12-11</b>	No	200,000.00	98.41	1,337.00	-2.35	0.35
XS1725552928	Hong Kong	At Maturity	11/12/2022	97.75	1,337.00	-4,698.40	196,827.00
Sr Unsecured	Electric	Fixed	3.13	100.09		-4,698.40	196,827.00
USD	<b>HSBC HOLDINGS PLC 8.1250% Perpetual</b>	Yes	11,500.00	26.98	0.00	2.84	0.56
US4042807036	United Kingdom	Perp/Call	Perpetual	26.98	0.00	8,579.00	310,270.00
Jr Subordinated	Banks	Fixed	8.13	26.23		8,579.00	310,270.00

**Total Bond - Credit Suisse Private Banking Singapore**

**507,097.00**



# HOLDINGS

AS OF 28-Feb-2018

aeolos

Reference Currency: USD

CCY	Name	Callable	Quantity	Dirty Price	Accr. Interest CCY	Unreal. P/L %	% of Assets
ISIN/Ticker	Country	Maturity Type	Maturity	Clean Price	Accr. Interest USD	Unreal. P/L CCY	Mkt Val. CCY
Seniority	Industry	Coupon Type	Coupon	Cost Price	YTM	Unreal. P/L USD	Mkt Val. USD

## BOND (103)

### ROYAL BANK OF CANADA, SINGAPORE BRANCH (1)

USD	<b>PTTEP TREASURY CENTER CO 4.6000% Perpetual</b>	Yes	200,000.00	100.64	1,150.00	-1.85	0.36
USY7150MAA54	Thailand	Perp/Call	Perpetual	100.06	1,150.00	-3,776.00	201,274.00
Subordinated	Oil&Gas	Variable	4.60	101.95		-3,776.00	201,274.00

**Total Bond - Royal Bank of Canada, Singapore Branch**

**201,274.00**

### CREDIT SUISSE PRIVATE BANKING SINGAPORE (1)

USD	<b>BANK OF EAST ASIA LTD 8.5000% Perpetual</b>	Yes	100,000.00	111.04	2,668.00	1.29	0.20
XS0462883603	Hong Kong	Perp/Call	Perpetual	108.38	2,668.00	1,375.00	111,043.00
Jr Subordinated	Banks	Variable	8.50	107.00		1,375.00	111,043.00

**Total Bond - Credit Suisse Private Banking Singapore**

**111,043.00**

### DBS SINGAPORE (2)

USD	<b>CENT ELET BRASILEIRAS SA 6.8750% 2019-07-30</b>	No	100,000.00	104.98	611.10	2.82	0.19
USP22854AF31	Brazil	At Maturity	30/07/2019	104.36	611.10	2,864.00	104,975.10
Sr Unsecured	Electric	Fixed	6.88	101.50		2,864.00	104,975.10

# HOLDINGS

AS OF 28-Feb-2018

aeolos

Reference Currency: USD

CCY	Name	Callable	Quantity	Dirty Price	Accr. Interest CCY	Unreal. P/L %	% of Assets
ISIN/Ticker	Country	Maturity Type	Maturity	Clean Price	Accr. Interest USD	Unreal. P/L CCY	Mkt Val. CCY
Seniority	Industry	Coupon Type	Coupon	Cost Price	YTM	Unreal. P/L USD	Mkt Val. USD

## BOND (103)

### DBS SINGAPORE (2)

USD	<b>SWEDBANK AB 5.5000% Perpetual</b>	Yes	100,000.00	104.77	2,520.80	2.52	0.19
XS1190655776	Sweden	Perp/Call	Perpetual	102.25	2,520.80	2,511.50	104,772.30
Jr Subordinated	Banks	Variable	5.50	99.74		2,511.50	104,772.30

**Total Bond - DBS Singapore**

**209,747.40**

### CREDIT SUISSE PRIVATE BANKING SINGAPORE (2)

USD	<b>EMPRESA NACIONAL DE TELE 4.8750% 2024-10-30</b>	No	200,000.00	104.48	3,196.00	-2.29	0.37
USP37115AE50	Chile	Sinkable	30/10/2024	102.89	3,196.00	-4,830.00	208,966.00
Sr Unsecured	Telecommunications	Fixed	4.88	105.30		-4,830.00	208,966.00
USD	<b>DEUTSCHE BANK AG 3.3750% 2021-05-12</b>	No	150,000.00	100.48	1,490.50	-0.92	0.27
US25152R5F60	Germany	At Maturity	12/05/2021	99.49	1,490.50	-1,380.00	150,718.00
Sr Unsecured	Banks	Fixed	3.38	100.41		-1,380.00	150,718.00

**Total Bond - Credit Suisse Private Banking Singapore**

**359,684.00**

# HOLDINGS

AS OF 28-Feb-2018

aeolos

Reference Currency: USD

CCY	Name	Callable	Quantity	Dirty Price	Accr. Interest CCY	Unreal. P/L %	% of Assets
ISIN/Ticker	Country	Maturity Type	Maturity	Clean Price	Accr. Interest USD	Unreal. P/L CCY	Mkt Val. CCY
Seniority	Industry	Coupon Type	Coupon	Cost Price	YTM	Unreal. P/L USD	Mkt Val. USD

## BOND (103)

### ROYAL BANK OF CANADA, SINGAPORE BRANCH (1)

USD	<b>SWEDBANK AB 6% Perpetual</b>	Yes	200,000.00	106.32	5,500.00	3.44	0.38
XS1535953134	Sweden	Perp/Call	Perpetual	103.57	5,500.00	6,893.00	212,643.00
Jr Subordinated	Banks	Variable	6.00	100.13		6,893.00	212,643.00

**Total Bond - Royal Bank of Canada, Singapore Branch**

**212,643.00**

### DBS SINGAPORE (1)

USD	<b>QBE INSURANCE GROUP LTD 6.7500% 2044-12-02</b>	Yes	150,000.00	111.93	2,531.25	1.43	0.30
XS1144495808	Australia	Callable	02/12/2044	110.24	2,531.25	2,325.75	167,892.00
Subordinated	Insurance	Variable	6.75	108.69		2,325.75	167,892.00

**Total Bond - DBS Singapore**

**167,892.00**

### CREDIT SUISSE PRIVATE BANKING SINGAPORE (2)

USD	<b>WEICHAI INTL HK ENERGY 3.7500% Perpetual</b>	Yes	200,000.00	98.71	3,417.00	-2.26	0.35
XS1679350014	China	Perp/Call	Perpetual	97.00	3,417.00	-4,480.00	197,417.00
Sr Unsecured	Auto Parts&Equipment	Variable	3.75	99.24		-4,480.00	197,417.00

# HOLDINGS

AS OF 28-Feb-2018

aeolos

Reference Currency: USD

CCY	Name	Callable	Quantity	Dirty Price	Accr. Interest CCY	Unreal. P/L %	% of Assets
ISIN/Ticker	Country	Maturity Type	Maturity	Clean Price	Accr. Interest USD	Unreal. P/L CCY	Mkt Val. CCY
Seniority	Industry	Coupon Type	Coupon	Cost Price	YTM	Unreal. P/L USD	Mkt Val. USD

## BOND (103)

### CREDIT SUISSE PRIVATE BANKING SINGAPORE (2)

USD	<b>LENOVO GROUP LTD 3.8750% 2022-03-16</b>	No	200,000.00	99.98	3,488.00	-1.57	0.36
XS1573181440	China	At Maturity	16/03/2022	98.24	3,488.00	-3,132.00	199,968.00
Sr Unsecured	Computers	Fixed	3.88	99.81		-3,132.00	199,968.00

**Total Bond - Credit Suisse Private Banking Singapore**

**397,385.00**

### ROYAL BANK OF CANADA, SINGAPORE BRANCH (1)

USD	<b>SKANDINAVISKA ENSKILDA 5.7500% Perpetual</b>	Yes	220,000.00	104.24	3,830.20	2.50	0.41
XS1136391643	Sweden	Perp/Call	Perpetual	102.50	3,830.20	5,491.20	229,321.40
Jr Subordinated	Banks	Variable	5.75	100.00		5,491.20	229,321.40

**Total Bond - Royal Bank of Canada, Singapore Branch**

**229,321.40**

### CREDIT SUISSE PRIVATE BANKING SINGAPORE (1)

USD	<b>ADANI PORTS AND SPECIAL 3.9500% 2022-01-19</b>	No	200,000.00	100.75	856.00	-2.08	0.36
USY00130HS90	India	At Maturity	19/01/2022	100.32	856.00	-4,264.00	201,496.00
Sr Unsecured	Commercial Services	Fixed	3.95	102.45		-4,264.00	201,496.00

**Total Bond - Credit Suisse Private Banking Singapore**

**201,496.00**

# HOLDINGS

AS OF 28-Feb-2018

aeolos

Reference Currency: USD

CCY	Name	Callable	Quantity	Dirty Price	Accr. Interest CCY	Unreal. P/L %	% of Assets
ISIN/Ticker	Country	Maturity Type	Maturity	Clean Price	Accr. Interest USD	Unreal. P/L CCY	Mkt Val. CCY
Seniority	Industry	Coupon Type	Coupon	Cost Price	YTM	Unreal. P/L USD	Mkt Val. USD

## BOND (103)

### ROYAL BANK OF CANADA, SINGAPORE BRANCH (1)

USD	<b>DNB BANK ASA 6.5000% Perpetual</b>	Yes	220,000.00	111.73	13,346.74	3.98	0.44
XS1506066676	Norway	Perp/Call	Perpetual	105.67	13,346.74	8,889.10	245,810.84
Jr Subordinated	Banks	Variable	6.50	101.63		8,889.10	245,810.84

**Total Bond - Royal Bank of Canada, Singapore Branch**

**245,810.84**

### CREDIT SUISSE PRIVATE BANKING SINGAPORE (7)

USD	<b>KIA MOTORS CORP 3% 2023-04-25</b>	No	200,000.00	97.48	2,050.00	-2.61	0.35
USY47606AF80	Korea - the Republic of	At Maturity	25/04/2023	96.45	2,050.00	-5,164.00	194,950.00
Sr Unsecured	Auto Manufacturers	Fixed	3.00	99.03		-5,164.00	194,950.00
USD	<b>CCB BANCO INDUSTR E COMR 8.5000% 2020-04-27</b>	No	200,000.00	110.11	5,714.00	-1.94	0.39
USP1337QAT42	Brazil	At Maturity	27/04/2020	107.25	5,714.00	-4,240.00	220,214.00
Subordinated	Banks	Fixed	8.50	109.37		-4,240.00	220,214.00
USD	<b>MERSIN ULUS LIMAN 5.8750% 2020-08-12</b>	Yes	100,000.00	103.08	261.00	-2.19	0.18
XS0957598070	Turkey	Callable	12/08/2020	102.82	261.00	-2,300.00	103,081.00
Sr Unsecured	Commercial Services	Fixed	5.88	105.12		-2,300.00	103,081.00
USD	<b>DR PENG HOLDING HONGKONG 5.0500% 2020-06-01</b>	No	200,000.00	98.72	2,441.00	-3.69	0.35
XS1611011922	China	At Maturity	01/06/2020	97.50	2,441.00	-7,480.00	197,441.00
Sr Unsecured	Internet	Fixed	5.05	101.24		-7,480.00	197,441.00

# HOLDINGS

AS OF 28-Feb-2018

aeolos

Reference Currency: USD

CCY	Name	Callable	Quantity	Dirty Price	Accr. Interest CCY	Unreal. P/L %	% of Assets
ISIN/Ticker	Country	Maturity Type	Maturity	Clean Price	Accr. Interest USD	Unreal. P/L CCY	Mkt Val. CCY
Seniority	Industry	Coupon Type	Coupon	Cost Price	YTM	Unreal. P/L USD	Mkt Val. USD

## BOND (103)

### CREDIT SUISSE PRIVATE BANKING SINGAPORE (7)

USD	<b>HIKMA PHARMACEUTICALS PL 4.2500% 2020-04-10</b>	No	200,000.00	101.87	3,258.00	-1.60	0.36
XS1213834978	Jordan	At Maturity	10/04/2020	100.25	3,258.00	-3,258.00	203,748.00
Sr Unsecured	Pharmaceuticals	Fixed	4.25	101.87		-3,258.00	203,748.00
USD	<b>IOI INVESTMENT L BHD 4.375% 2022-06-27</b>		200,000.00	102.43	1,483.00	-2.94	0.37
XS0792911298	Malaysia			101.69	1,483.00	-6,150.00	204,853.00
	Agriculture		0.00	104.76		-6,150.00	204,853.00
USD	<b>MIZUHO FINANCIAL GROUP 2.6010% 2022-09-11</b>	No	150,000.00	97.81	1,809.50	-3.31	0.26
US60687YAL39	Japan	At Maturity	11/09/2022	96.61	1,809.50	-4,966.50	146,717.00
Sr Unsecured	Banks	Fixed	2.60	99.92		-4,966.50	146,717.00

Total Bond - Credit Suisse Private Banking Singapore

1,271,004.00

### ROYAL BANK OF CANADA, SINGAPORE BRANCH (1)

USD	<b>BANK OF EAST ASIA LTD 6.1250% 2020-07-16</b>	No	250,000.00	106.54	1,956.50	0.00	0.48
XS0521073428	Hong Kong	At Maturity	16/07/2020	105.75	1,956.50	10.00	266,341.50
Subordinated	Banks	Fixed	6.13	105.75		10.00	266,341.50

Total Bond - Royal Bank of Canada, Singapore Branch

266,341.50

# HOLDINGS

AS OF 28-Feb-2018

aeolos

Reference Currency: USD

CCY	Name	Callable	Quantity	Dirty Price	Accr. Interest CCY	Unreal. P/L %	% of Assets
ISIN/Ticker	Country	Maturity Type	Maturity	Clean Price	Accr. Interest USD	Unreal. P/L CCY	Mkt Val. CCY
Seniority	Industry	Coupon Type	Coupon	Cost Price	YTM	Unreal. P/L USD	Mkt Val. USD

## BOND (103)

### DBS SINGAPORE (1)

USD	<b>AUST &amp; NZ BANKING GROUP 4.5000% 2024-03-19</b>	No	200,000.00	104.52	4,075.00	-2.72	0.37
USQ0426RNB07	Australia	At Maturity	19/03/2024	102.48	4,075.00	-5,724.00	209,043.00
Subordinated	Banks	Fixed	4.50	105.35		-5,724.00	209,043.00

Total Bond - DBS Singapore

209,043.00

### CREDIT SUISSE PRIVATE BANKING SINGAPORE (8)

USD	<b>SUNSHINE LIFE INSURANCE 3.1500% 2021-04-20</b>	No	200,000.00	98.58	2,240.00	-3.79	0.35
XS1394989922	China	At Maturity	20/04/2021	97.46	2,240.00	-7,684.00	197,150.00
Sr Unsecured	Insurance	Fixed	3.15	101.30		-7,684.00	197,150.00
USD	<b>XEROX CORPORATION 4.5000% 2021-05-15</b>	No	200,000.00	104.03	2,575.00	-2.01	0.37
US984121CD36	United States of America	At Maturity	15/05/2021	102.75	2,575.00	-4,210.00	208,065.00
Sr Unsecured	Office/Business Equip	Fixed	4.50	104.85		-4,210.00	208,065.00
USD	<b>TEVA PHARMACEUTICALS NE 2.2000% 2021-07-21</b>	No	100,000.00	92.98	226.00	-3.12	0.17
US88167AAC53	Israel	At Maturity	21/07/2021	92.75	226.00	-2,985.00	92,976.00
Sr Unsecured	Pharmaceuticals	Fixed	2.20	95.74		-2,985.00	92,976.00
USD	<b>HUARONG FINANCE II 3.2500% 2021-06-03</b>	No	200,000.00	99.17	1,535.00	0.06	0.36
XS1422785375	China	At Maturity	03/06/2021	98.40	1,535.00	116.00	198,335.00
Sr Unsecured	Investment Companies	Fixed	3.25	98.34		116.00	198,335.00

# HOLDINGS

aeolos

AS OF 28-Feb-2018

Reference Currency: USD

CCY	Name	Callable	Quantity	Dirty Price	Accr. Interest CCY	Unreal. P/L %	% of Assets
ISIN/Ticker	Country	Maturity Type	Maturity	Clean Price	Accr. Interest USD	Unreal. P/L CCY	Mkt Val. CCY
Seniority	Industry	Coupon Type	Coupon	Cost Price	YTM	Unreal. P/L USD	Mkt Val. USD

## BOND (103)

### CREDIT SUISSE PRIVATE BANKING SINGAPORE (8)

USD	<b>MACYS RETAIL HLDGS INC 3.4500% 2021-01-15</b>	Yes	100,000.00	100.19	412.50	-4.89	0.18
US55616XAN75	United States of America	Callable	15/01/2021	99.77	412.50	-5,125.50	100,187.00
Sr Unsecured	Retail	Fixed	3.45	104.90		-5,125.50	100,187.00
USD	<b>MITSUBISHI UFJ LEASE&amp;FIN 1.4895% 2019-07-23</b>	No	200,000.00	100.80	504.00	0.61	0.36
XS1089791781	Japan	At Maturity	23/07/2019	100.54	504.00	1,211.00	201,591.00
Sr Unsecured	Diversified Finan Serv	Floating	1.49	99.94		1,211.00	201,591.00
USD	<b>CHINA WATER AFFAIRS GRP 5.2500% 2022-02-07</b>	Yes	100,000.00	101.86	306.00	2.61	0.18
XS1556165477	Hong Kong	Callable	07/02/2022	101.55	306.00	2,587.50	101,856.00
Sr Unsecured	Environmental Control	Fixed	5.25	98.96		2,587.50	101,856.00
USD	<b>RADIANT ACCESS LTD 4.6000% Perpetual</b>	Yes	100,000.00	93.43	1,278.00	-7.86	0.17
XS1607974877	Hong Kong	Perp/Call	Perpetual	92.16	1,278.00	-7,857.50	93,433.00
Sr Unsecured	Diversified Finan Serv	Fixed	4.60	100.01		-7,857.50	93,433.00

**Total Bond - Credit Suisse Private Banking Singapore**

**1,193,593.00**

### STANDARD CHARTERED SINGAPORE (2)

USD	<b>SUN HUNG KAI &amp; CO BVI 6.3750% 2017-09-26</b>	No	200,000.00	100.26	0.00	1.02	0.36
XS0798332820	Hong Kong	At Maturity	26/09/2017	100.26	0.00	2,016.00	200,516.00
Sr Unsecured	Diversified Finan Serv	Fixed	6.38	99.25		2,016.00	200,516.00



# HOLDINGS

AS OF 28-Feb-2018

aeolos

Reference Currency: USD

CCY	Name	Callable	Quantity	Dirty Price	Accr. Interest CCY	Unreal. P/L %	% of Assets
ISIN/Ticker	Country	Maturity Type	Maturity	Clean Price	Accr. Interest USD	Unreal. P/L CCY	Mkt Val. CCY
Seniority	Industry	Coupon Type	Coupon	Cost Price	YTM	Unreal. P/L USD	Mkt Val. USD

## BOND (103)

### STANDARD CHARTERED SINGAPORE (2)

USD	<b>AUST &amp; NZ BANKING GROUP 4.5000% 2024-03-19</b>	No	200,000.00	104.52	4,075.00	0.13	0.37
USQ0426RNB07	Australia	At Maturity	19/03/2024	102.48	4,075.00	268.00	209,043.00
Subordinated	Banks	Fixed	4.50	102.35		268.00	209,043.00

**Total Bond - Standard Chartered Singapore**

**409,559.00**

### CREDIT SUISSE PRIVATE BANKING SINGAPORE (10)

USD	<b>PTTEP TREASURY CENTER CO 4.8750% Perpetual</b>	Yes	200,000.00	103.75	5,742.00	-1.82	0.37
USY7150MAB38	Thailand	Perp/Call	Perpetual	100.88	5,742.00	-3,730.00	207,492.00
Subordinated	Oil&Gas	Variable	4.88	102.74		-3,730.00	207,492.00
USD	<b>RHB BANK 2.5030% 2021-10-06</b>	No	100,000.00	98.32	987.00	-2.84	0.18
XS1494426932	Malaysia	At Maturity	06/10/2021	97.33	987.00	-2,847.10	98,317.00
Sr Unsecured	Banks	Fixed	2.50	100.18		-2,847.10	98,317.00
USD	<b>HEUNGKUK LIFE INSURANCE 4.4750% 2047-11-09</b>	Yes	200,000.00	98.38	2,710.00	-2.68	0.35
XS1712956967	Korea - the Republic of	Call/Ext	09/11/2047	97.03	2,710.00	-5,350.00	196,760.00
Subordinated	Insurance	Variable	4.48	99.70		-5,350.00	196,760.00
USD	<b>SOFTBANK GROUP CORP 4.7500% 2024-09-19</b>	Yes	100,000.00	99.60	2,098.00	-2.38	0.18
XS1684384511	Japan	Callable	19/09/2024	97.50	2,098.00	-2,381.00	99,598.00
Sr Unsecured	Telecommunications	Fixed	4.75	99.88		-2,381.00	99,598.00

# HOLDINGS

AS OF 28-Feb-2018

aeolos

Reference Currency: USD

CCY	Name	Callable	Quantity	Dirty Price	Accr. Interest CCY	Unreal. P/L %	% of Assets
ISIN/Ticker	Country	Maturity Type	Maturity	Clean Price	Accr. Interest USD	Unreal. P/L CCY	Mkt Val. CCY
Seniority	Industry	Coupon Type	Coupon	Cost Price	YTM	Unreal. P/L USD	Mkt Val. USD

## BOND (103)

### CREDIT SUISSE PRIVATE BANKING SINGAPORE (10)

USD	<b>FREEMPORT-MCMORAN INC 4% 2021-11-14</b>	No	150,000.00	100.91	1,733.00	6.68	0.27
US35671DBH70	United States of America	At Maturity	14/11/2021	99.75	1,733.00	9,375.00	151,358.00
Sr Unsecured	Mining	Fixed	4.00	93.50		9,375.00	151,358.00
USD	<b>BANQUE OUEST AFRICAINE D 5.5000% 2021-05-06</b>	No	100,000.00	106.15	1,711.00	0.62	0.19
XS1350670839		At Maturity	06/05/2021	104.43	1,711.00	639.00	106,145.00
Sr Unsecured	Multi-National	Fixed	5.50	103.80		639.00	106,145.00
USD	<b>SHINHAN BANK 3.7500% 2027-09-20</b>	No	200,000.00	98.02	3,292.00	-2.88	0.35
US82460EAL48	Korea - the Republic of	At Maturity	20/09/2027	96.37	3,292.00	-5,708.00	196,032.00
Subordinated	Banks	Fixed	3.75	99.22		-5,708.00	196,032.00
USD	<b>ELECTRICITE DE FRANCE SA 5.2500% Perpetual</b>	Yes	200,000.00	100.61	846.00	0.39	0.36
USF2893TAF33	France	Perp/Call	Perpetual	100.19	846.00	770.00	201,216.00
Jr Subordinated	Electric	Variable	5.25	99.80		770.00	201,216.00
USD	<b>CHINA GRT WALL INTL III 3.1250% 2022-08-31</b>	No	200,000.00	96.78	0.00	-2.96	0.35
XS1645684660	Virgin Islands (British)	At Maturity	31/08/2022	96.78	0.00	-5,908.60	193,560.00
Sr Unsecured	Diversified Finan Serv	Fixed	3.13	99.73		-5,908.60	193,560.00

# HOLDINGS

AS OF 28-Feb-2018

aeolos

Reference Currency: USD

CCY	Name	Callable	Quantity	Dirty Price	Accr. Interest CCY	Unreal. P/L %	% of Assets
ISIN/Ticker	Country	Maturity Type	Maturity	Clean Price	Accr. Interest USD	Unreal. P/L CCY	Mkt Val. CCY
Seniority	Industry	Coupon Type	Coupon	Cost Price	YTM	Unreal. P/L USD	Mkt Val. USD

## BOND (103)

### CREDIT SUISSE PRIVATE BANKING SINGAPORE (10)

USD	<b>ANADOLU EFES 3.3750% 2022-11-01</b>	No	150,000.00	97.64	1,645.00	-0.93	0.26
XS0848940523	Turkey	At Maturity	01/11/2022	96.54	1,645.00	-1,365.00	146,455.00
Sr Unsecured	Beverages	Fixed	3.38	97.45		-1,365.00	146,455.00

**Total Bond - Credit Suisse Private Banking Singapore**

**1,596,933.00**

### ROYAL BANK OF CANADA, SINGAPORE BRANCH (1)

USD	<b>CREDIT AGRICOLE SA 7.8750% Perpetual</b>	Yes	200,000.00	113.34	3,018.80	9.37	0.41
USF22797RT78	France	Perp/Call	Perpetual	111.83	3,018.80	19,157.00	226,675.80
Jr Subordinated	Banks	Variable	7.88	102.25		19,157.00	226,675.80

**Total Bond - Royal Bank of Canada, Singapore Branch**

**226,675.80**

### CREDIT SUISSE PRIVATE BANKING SINGAPORE (7)

USD	<b>VIMPELCOM HOLDINGS BV 3.9500% 2021-06-16</b>	Yes	200,000.00	100.00	1,580.00	-0.98	0.36
XS1625994022	Netherlands	Callable	16/06/2021	99.21	1,580.00	-1,967.60	200,000.00
Sr Unsecured	Telecommunications	Fixed	3.95	100.19		-1,967.60	200,000.00

USD	<b>ERICSSON LM 4.1250% 2022-05-15</b>	No	200,000.00	100.49	2,360.00	-3.07	0.36
US294829AA48	Sweden	At Maturity	15/05/2022	99.31	2,360.00	-6,290.00	200,970.00
Sr Unsecured	Telecommunications	Fixed	4.13	102.45		-6,290.00	200,970.00

# HOLDINGS

AS OF 28-Feb-2018

aeolos

Reference Currency: USD

CCY	Name	Callable	Quantity	Dirty Price	Accr. Interest CCY	Unreal. P/L %	% of Assets
ISIN/Ticker	Country	Maturity Type	Maturity	Clean Price	Accr. Interest USD	Unreal. P/L CCY	Mkt Val. CCY
Seniority	Industry	Coupon Type	Coupon	Cost Price	YTM	Unreal. P/L USD	Mkt Val. USD

## BOND (103)

### CREDIT SUISSE PRIVATE BANKING SINGAPORE (7)

USD	<b>UNION LIFE INSURANCE 3% 2021-09-19</b>	No	100,000.00	96.36	1,325.00	-3.43	0.17
XS1489734746	China	At Maturity	19/09/2021	95.03	1,325.00	-3,380.00	96,355.00
Sr Unsecured	Insurance	Fixed	3.00	98.41		-3,380.00	96,355.00
USD	<b>BLUESTAR FIN HOLDINGS 3.5000% 2021-09-30</b>	No	200,000.00	100.02	2,878.00	-1.09	0.36
XS1496345684	China	At Maturity	30/09/2021	98.59	2,878.00	-2,163.00	200,048.00
Sr Unsecured	Chemicals	Fixed	3.50	99.67		-2,163.00	200,048.00
USD	<b>QBE INSURANCE GROUP LTD 3% 2023-05-25</b>	No	200,000.00	96.47	1,550.00	-2.52	0.35
XS1688390068	Australia	At Maturity	25/05/2023	95.69	1,550.00	-4,942.60	192,930.00
Sr Unsecured	Insurance	Fixed	3.00	98.16		-4,942.60	192,930.00
USD	<b>UNITED OVERSEAS BANK LTD 2.8800% 2027-03-08</b>	Yes	200,000.00	97.73	2,720.00	-3.61	0.35
XS1485603408	Singapore	Callable	08/03/2027	96.37	2,720.00	-7,222.88	195,450.00
Subordinated	Banks	Variable	2.88	99.98		-7,222.88	195,450.00
USD	<b>FOXCONN FAR EAST LTD 2.2500% 2021-09-23</b>	No	200,000.00	97.65	1,938.00	-3.06	0.35
XS1490622971	Taiwan (Province of China)	At Maturity	23/09/2021	96.69	1,938.00	-6,108.00	195,308.00
Sr Unsecured	Electronics	Fixed	2.25	99.74		-6,108.00	195,308.00

Total Bond - Credit Suisse Private Banking Singapore

1,281,061.00

# HOLDINGS

AS OF 28-Feb-2018

aeolos

Reference Currency: USD

CCY	Name	Callable	Quantity	Dirty Price	Accr. Interest CCY	Unreal. P/L %	% of Assets
ISIN/Ticker	Country	Maturity Type	Maturity	Clean Price	Accr. Interest USD	Unreal. P/L CCY	Mkt Val. CCY
Seniority	Industry	Coupon Type	Coupon	Cost Price	YTM	Unreal. P/L USD	Mkt Val. USD

## BOND (103)

### ROYAL BANK OF CANADA, SINGAPORE BRANCH (1)

USD	<b>AT SECURITIES BV 5.2500% Perpetual</b>	Yes	250,000.00	102.29	9,133.50	-2.08	0.46
XS1634523754	Netherlands	Perp/Call	Perpetual	98.64	9,133.50	-5,248.75	255,734.75
Jr Subordinated	Real Estate	Variable	5.25	100.74		-5,248.75	255,734.75

**Total Bond - Royal Bank of Canada, Singapore Branch**

**255,734.75**

### DBS SINGAPORE (1)

USD	<b>HSBC HOLDINGS PLC 8% Perpetual</b>	Yes	20,000.00	26.39	112.00	-2.12	0.94
US4042808026	United Kingdom	Perp/Call	Perpetual	26.38	112.00	-11,412.00	527,700.00
Jr Subordinated	Banks	Fixed	8.00	26.95		-11,412.00	527,700.00

**Total Bond - DBS Singapore**

**527,700.00**

### CREDIT SUISSE PRIVATE BANKING SINGAPORE (1)

USD	<b>DIAMOND 1 FIN/DIAMOND 2 4.4200% 2021-06-15</b>	Yes	150,000.00	103.13	1,344.00	-2.79	0.28
USU2526DAB56	United States of America	Callable	15/06/2021	102.24	1,344.00	-4,399.50	154,701.00
1st lien	Computers	Fixed	4.42	105.17		-4,399.50	154,701.00

**Total Bond - Credit Suisse Private Banking Singapore**

**154,701.00**

# HOLDINGS

AS OF 28-Feb-2018

aeolos

Reference Currency: USD

CCY	Name	Callable	Quantity	Dirty Price	Accr. Interest CCY	Unreal. P/L %	% of Assets
ISIN/Ticker	Country	Maturity Type	Maturity	Clean Price	Accr. Interest USD	Unreal. P/L CCY	Mkt Val. CCY
Seniority	Industry	Coupon Type	Coupon	Cost Price	YTM	Unreal. P/L USD	Mkt Val. USD

## BOND (103)

### STANDARD CHARTERED SINGAPORE (1)

USD	<b>HSBC HOLDINGS PLC 8% Perpetual</b>	Yes	20,000.00	26.39	112.00	-0.83	0.94
US4042808026	United Kingdom	Perp/Call	Perpetual	26.38	112.00	-4,412.00	527,700.00
Jr Subordinated	Banks	Fixed	8.00	26.60		-4,412.00	527,700.00

**Total Bond - Standard Chartered Singapore**

**527,700.00**

### CREDIT SUISSE PRIVATE BANKING SINGAPORE (13)

USD	<b>PETROBRAS GLOBAL FINANCE 2.8201% 2019-01-15</b>	No	150,000.00	101.17	708.00	5.06	0.27
US71647NAE94	Brazil	At Maturity	15/01/2019	100.70	708.00	7,275.00	151,758.00
Sr Unsecured	Oil&Gas	Floating	2.82	95.85		7,275.00	151,758.00
USD	<b>LI &amp; FUNG LTD 6% Perpetual</b>	Yes	200,000.00	101.93	3,100.00	-4.85	0.36
XS0851808435	Hong Kong	Perp/Call	Perpetual	100.38	3,100.00	-10,240.00	203,860.00
Subordinated	Distribution/Wholesale	Variable	6.00	105.50		-10,240.00	203,860.00
USD	<b>BDO UNIBANK INC 2.6250% 2021-10-24</b>	No	200,000.00	98.34	1,808.00	-2.54	0.35
XS1503116599	Philippines	At Maturity	24/10/2021	97.44	1,808.00	-5,084.00	196,678.00
Sr Unsecured	Banks	Fixed	2.63	99.98		-5,084.00	196,678.00
USD	<b>SINOPEC GRP OVERSEAS DEV 2% 2021-09-29</b>	No	200,000.00	96.69	1,656.00	-3.52	0.35
USG8200TAG51	China	At Maturity	29/09/2021	95.87	1,656.00	-6,993.80	193,386.00
Sr Unsecured	Oil&Gas	Fixed	2.00	99.36		-6,993.80	193,386.00

# HOLDINGS

AS OF 28-Feb-2018

aeolos

Reference Currency: USD

CCY	Name	Callable	Quantity	Dirty Price	Accr. Interest CCY	Unreal. P/L %	% of Assets
ISIN/Ticker	Country	Maturity Type	Maturity	Clean Price	Accr. Interest USD	Unreal. P/L CCY	Mkt Val. CCY
Seniority	Industry	Coupon Type	Coupon	Cost Price	YTM	Unreal. P/L USD	Mkt Val. USD

## BOND (103)

### CREDIT SUISSE PRIVATE BANKING SINGAPORE (13)

USD	<b>CAR INC 6.1250% 2020-02-04</b>	Yes	100,000.00	102.03	408.00	-3.08	0.18
XS1163232900	China	Callable	04/02/2020	101.63	408.00	-3,225.00	102,033.00
Sr Unsecured	Commercial Services	Fixed	6.13	104.85		-3,225.00	102,033.00
USD	<b>ICBC STANDARD BANK PLC 8.1250% 2019-12-02</b>	No	200,000.00	109.17	3,882.00	1.04	0.39
XS0470473231	United Kingdom	At Maturity	02/12/2019	107.23	3,882.00	2,200.00	218,332.00
Subordinated	Banks	Fixed	8.13	106.13		2,200.00	218,332.00
USD	<b>SAMVARDHANA MOTHERSON AU 4.8750% 2021-12-16</b>	Yes	100,000.00	103.22	975.00	-0.96	0.18
XS1428468885	Netherlands	Callable	16/12/2021	102.24	975.00	-990.00	103,215.00
1st lien	Auto Parts&Equipment	Fixed	4.88	103.23		-990.00	103,215.00
USD	<b>FRANSHION BRILLIANT LTD 3.6000% 2022-03-03</b>	No	200,000.00	99.97	3,500.00	-1.70	0.36
XS1568303132	China	At Maturity	03/03/2022	98.22	3,500.00	-3,406.60	199,940.00
Sr Unsecured	Real Estate	Fixed	3.60	99.92		-3,406.60	199,940.00
USD	<b>PERSHING SQUARE HOLDINGS 5.5000% 2022-07-15</b>	Yes	250,000.00	104.16	1,642.00	2.83	0.47
XS1242956966	Guernsey	Callable	15/07/2022	103.50	1,642.00	7,125.00	260,392.00
Sr Unsecured	Diversified Finan Serv	Fixed	5.50	100.65		7,125.00	260,392.00
USD	<b>BANK OF CEYLON 5.3250% 2018-04-16</b>	No	200,000.00	102.20	3,905.00	0.15	0.37
XS0914798268	Sri Lanka	At Maturity	16/04/2018	100.25	3,905.00	302.00	204,395.00
Sr Unsecured	Banks	Fixed	5.33	100.09		302.00	204,395.00

# HOLDINGS

AS OF 28-Feb-2018

aeolos

Reference Currency: USD

CCY	Name	Callable	Quantity	Dirty Price	Accr. Interest CCY	Unreal. P/L %	% of Assets
ISIN/Ticker	Country	Maturity Type	Maturity	Clean Price	Accr. Interest USD	Unreal. P/L CCY	Mkt Val. CCY
Seniority	Industry	Coupon Type	Coupon	Cost Price	YTM	Unreal. P/L USD	Mkt Val. USD

## BOND (103)

### CREDIT SUISSE PRIVATE BANKING SINGAPORE (13)

USD	<b>COMISION FED DE ELECTRIC 4.8750% 2021-05-26</b>	No	200,000.00	104.75	2,492.00	-4.72	0.38
USP30179AJ79	Mexico	At Maturity	26/05/2021	103.50	2,492.00	-10,250.00	209,492.00
Sr Unsecured	Electric	Fixed	4.88	108.63		-10,250.00	209,492.00
USD	<b>BANK OF EAST ASIA LTD 5.5000% Perpetual</b>	Yes	200,000.00	102.39	2,628.00	-0.97	0.37
XS1326527246	Hong Kong	Perp/Call	Perpetual	101.08	2,628.00	-1,970.00	204,778.00
Jr Subordinated	Banks	Variable	5.50	102.06		-1,970.00	204,778.00
USD	<b>KOHL'S CORPORATION 4% 2021-11-01</b>	Yes	150,000.00	103.53	1,949.95	-4.68	0.28
US500255AR59	United States of America	Callable	01/11/2021	102.23	1,949.95	-7,522.95	155,302.00
Sr Unsecured	Retail	Fixed	4.00	107.25		-7,522.95	155,302.00

**Total Bond - Credit Suisse Private Banking Singapore**

**2,403,561.00**



# HOLDINGS

AS OF 28-Feb-2018

aeolos

Reference Currency: USD

CCY	Name	Country	Div. Yield	Mkt Price	Unreal. Profit CCY	% of Assets	Mkt Val. CCY
Quantity	ISIN/Ticker	Industry	Exp. Ratio	Cost Price	Unreal. Profit USD	Unreal. Profit %	Mkt Val. USD

## ALTERNATIVES (2)

### STANDARD CHARTERED SINGAPORE (1)

USD	<b>CVC Credit Partners Special_Opportunities Access Feeder LP</b> CVC_CPS_OPPTYACCESSFEEDER	United States of America Alternative Investment		0.91	-17,661.90	0.20	111,952.75
123,025.00				1.05	-17,661.90	-13.63	111,952.75
<b>Total Alternatives - Standard Chartered Singapore</b>							<b>111,952.75</b>

### CREDIT SUISSE PRIVATE BANKING SINGAPORE (1)

USD	<b>PE SECURITIZATION (LUX) S.A. - TARGET ASIA 2017 CLASS A SHARES</b> FF1151881358	United States of America Alternative Investment		0.00	0.00	0.00	0.00
50.00				0.00	0.00		0.00
<b>Total Alternatives - Credit Suisse Private Banking Singapore</b>							<b>0.00</b>

## DERIVATIVE (1)

### DBS SINGAPORE (1)

EUR	<b>OTC FX Decumulator EUR/USD Strike Rate: 1.164000; Knock-out Rate: 1.090000 Gearing Ratio: 2 times; Final Expiration Date: 28-MAY-2018</b> DECUMULATOR EUR/USD 2018-05-28-1164-1164	Decumulator		-0.08	-61,930.28	-0.14	-61,930.28
800,000.00				0.00	-75,610.68		-75,610.68
<b>Total Derivative - DBS Singapore</b>							<b>-75,610.68</b>

# HOLDINGS

AS OF 28-Feb-2018

aeolos

Reference Currency: USD

CCY	Name	Country	Div. Yield	Mkt Price	Unreal. Profit CCY	% of Assets	Mkt Val. CCY
Quantity	ISIN/Ticker	Industry	Exp. Ratio	Cost Price	Unreal. Profit USD	Unreal. Profit %	Mkt Val. USD

## EQUITY (32)

### DBS SINGAPORE (10)

SGD	<b>FAR EAST HOSPITALITY TRUST</b>	Singapore	5.80	0.70	3,315.20	0.14	103,600.00
148,000.00	FEHT_SP	REITS		0.68	2,505.30	3.31	78,290.52
MYR	<b>GENTING BHD</b>	Malaysia	0.92	8.85	-133,250.00	0.20	442,500.00
50,000.00	GENT_MK	Lodging		11.52	-33,965.43	-23.14	112,793.25
AUD	<b>AWE LTD</b>	Australia	0.00	0.95	-16,099.86	0.01	3,990.00
4,200.00	AWE_AU	Oil&Gas		4.78	-12,545.01	-80.14	3,109.01
SGD	<b>SPH REIT</b>	Singapore	5.31	1.00	-1,500.00	0.14	100,000.00
100,000.00	SPHREIT_SP	REITS		1.02	-1,133.55	-1.48	75,570.00
USD	<b>CITIGROUP INC</b>	United States of America	1.71	75.49	80,890.00	0.68	377,450.00
5,000.00	C_US	Banks		59.31	80,890.00	27.28	377,450.00
SGD	<b>MAPLETREE LOGISTICS TRUST</b>	Singapore	5.10	1.20	-3,192.00	0.13	96,000.00
80,000.00	MLT_SP	REITS		1.24	-2,412.19	-3.22	72,547.20
SGD	<b>QUE HOSPITALITY TRUST</b>	Singapore	6.40	0.86	8,190.00	0.15	108,360.00
126,000.00	QUEHT_SP	REITS		0.80	6,189.18	8.18	81,887.65
USD	<b>MICROSOFT CORP</b>	United States of America	1.96	93.77	103,641.59	0.36	203,480.90
2,170.00	MSFT_US	Software		46.01	103,641.59	103.81	203,480.90
SGD	<b>Cdl Hospitality Trusts</b>	Singapore	6.13	1.66	2,349.80	0.14	102,920.00
62,000.00	CDREIT_SP	REITS		1.62	1,775.74	2.34	77,776.64

# HOLDINGS

aeolos

AS OF 28-Feb-2018

Reference Currency: USD

CCY	Name	Country	Div. Yield	Mkt Price	Unreal. Profit CCY	% of Assets	Mkt Val. CCY
Quantity	ISIN/Ticker	Industry	Exp. Ratio	Cost Price	Unreal. Profit USD	Unreal. Profit %	Mkt Val. USD

## EQUITY (32)

### DBS SINGAPORE (10)

SGD	<b>Ascott Residence Trust</b>	Singapore	7.14	1.17	-2,282.50	0.13	97,110.00
83,000.00	ART_SP	REITS		1.20	-1,724.89	-2.30	73,386.03

**Total Equity - DBS Singapore**

**1,156,291.20**

### STANDARD CHARTERED SINGAPORE (1)

SGD	<b>Gallant Venture Ltd</b>	Singapore	0.00	0.12	-186,000.00	0.16	116,000.00
1,000,000.00	GALV_SP	Investment Companies		0.30	-140,560.20	-61.59	87,661.20

**Total Equity - Standard Chartered Singapore**

**87,661.20**

### DBS SINGAPORE (1)

USD	<b>INTL BUSINESS MACHINES CORP</b>	United States of America	3.92	155.83	-7,203.00	0.17	93,498.00
600.00	IBM_US	Computers		167.84	-7,203.00	-7.15	93,498.00

**Total Equity - DBS Singapore**

**93,498.00**

### CREDIT SUISSE PRIVATE BANKING SINGAPORE (1)

USD	<b>WALT DISNEY CO/THE</b>	United States of America	1.56	103.16	-3,627.45	0.08	46,422.00
450.00	DIS_US	Media		111.22	-3,627.45	-7.25	46,422.00

**Total Equity - Credit Suisse Private Banking Singapore**

**46,422.00**

# HOLDINGS

AS OF 28-Feb-2018

aeolos

Reference Currency: USD

CCY	Name	Country	Div. Yield	Mkt Price	Unreal. Profit CCY	% of Assets	Mkt Val. CCY
Quantity	ISIN/Ticker	Industry	Exp. Ratio	Cost Price	Unreal. Profit USD	Unreal. Profit %	Mkt Val. USD

## EQUITY (32)

### DBS SINGAPORE (4)

USD	<b>PROCTER &amp; GAMBLE CO/THE</b>	United States of America	3.00	78.52	-1,393.75	0.18	98,935.20
1,260.00	PG_US	Cosmetics/Personal Care		79.63	-1,393.75	-1.39	98,935.20
SGD	<b>PARKWAYLIFE REAL ESTATE</b>	Singapore	4.52	2.82	4,495.50	0.14	104,340.00
37,000.00	PREIT_SP	REITS		2.70	3,397.25	4.50	78,849.74
SGD	<b>Ramba Energy Ltd</b>	Singapore	0.00	0.08	-648,573.19	0.40	296,831.80
3,619,900.00	RMBA_SP	Transportation		0.26	-490,126.76	-68.60	224,315.79
USD	<b>GENERAL MOTORS CO</b>	United States of America	3.68	39.35	9,601.90	0.19	108,212.50
2,750.00	GM_US	Auto Manufacturers		35.86	9,601.90	9.74	108,212.50

**Total Equity - DBS Singapore**

**510,313.23**

### CREDIT SUISSE PRIVATE BANKING SINGAPORE (2)

GBP	<b>Hsbc Holdings Plc</b>	United Kingdom	5.19	7.17	12,600.00	0.35	143,420.00
20,000.00	HSBA_LN	Banks		6.54	17,369.10	9.63	197,704.47
HKD	<b>CHINA MOBILE LTD</b>	Hong Kong	3.67	73.40	-274,850.00	0.19	844,100.00
11,500.00	941_HK	Telecommunications		97.30	-35,117.58	-24.56	107,850.66

**Total Equity - Credit Suisse Private Banking Singapore**

**305,555.13**

### DBS SINGAPORE (3)

SGD	<b>CAPITALAND COMMERCIAL TRUST</b>	Singapore	4.56	1.73	4,716.00	0.14	103,800.00
60,000.00	CCT_SP	REITS		1.65	3,563.88	4.76	78,441.66

# HOLDINGS

AS OF 28-Feb-2018

aeolos

Reference Currency: USD

CCY	Name	Country	Div. Yield	Mkt Price	Unreal. Profit CCY	% of Assets	Mkt Val. CCY
Quantity	ISIN/Ticker	Industry	Exp. Ratio	Cost Price	Unreal. Profit USD	Unreal. Profit %	Mkt Val. USD

## EQUITY (32)

### DBS SINGAPORE (3)

AUD	<b>Baralaba Coal Co Ltd</b>	Australia	0.00	0.26	-496,636.81	0.00	863.20
3,320.00	BCL_AU	Coal		149.85	-386,979.40	-99.83	672.61
SGD	<b>Frasers Hospitality Trust</b>	Singapore	6.45	0.78	3,125.50	0.14	103,740.00
133,000.00	FHT_SP	REITS		0.76	2,361.94	3.11	78,396.32

**Total Equity - DBS Singapore**

**157,510.58**

### CREDIT SUISSE PRIVATE BANKING SINGAPORE (2)

SGD	<b>SINGAPORE AIRLINES LTD</b>	Singapore	1.97	11.09	-48,216.00	0.21	155,260.00
14,000.00	SIA_SP	Airlines		14.53	-36,436.83	-23.70	117,329.98
HKD	<b>Hsbc Holdings Plc</b>	United Kingdom	4.96	78.00	-47,555.20	0.16	686,400.00
8,800.00	5_HK	Banks		83.40	-6,076.13	-6.48	87,701.33

**Total Equity - Credit Suisse Private Banking Singapore**

**205,031.31**

### STANDARD CHARTERED SINGAPORE (2)

HKD	<b>CNOOC LTD</b>	China	3.81	11.40	-287,600.00	0.10	456,000.00
40,000.00	883_HK	Oil&Gas		18.59	-36,746.65	-38.68	58,263.12
USD	<b>SCB Signature Securities Portfolios_US Multi Sector Fixed Income</b>	United States of America	0.00	1,918,011.65	405,918.53	3.43	1,918,011.65
1.00	SCB_SS_USMULTI			1,512,093.12	405,918.53	26.84	1,918,011.65

**Total Equity - Standard Chartered Singapore**

**1,976,274.77**

# HOLDINGS

AS OF 28-Feb-2018

aeolos

Reference Currency: USD

CCY	Name	Country	Div. Yield	Mkt Price	Unreal. Profit CCY	% of Assets	Mkt Val. CCY
Quantity	ISIN/Ticker	Industry	Exp. Ratio	Cost Price	Unreal. Profit USD	Unreal. Profit %	Mkt Val. USD

## EQUITY (32)

### CREDIT SUISSE PRIVATE BANKING SINGAPORE (1)

SGD	<b>Gallant Venture Ltd</b>	Singapore	0.00	0.12	-92,253.00	0.08	56,028.00
483,000.00	GALV_SP	Investment Companies		0.31	-69,715.59	-62.21	42,340.36

**Total Equity - Credit Suisse Private Banking Singapore**

**42,340.36**

### DBS SINGAPORE (3)

SGD	<b>Gallant Venture Ltd</b>	Singapore	0.00	0.12	-706,800.00	0.63	464,000.00
4,000,000.00	GALV_SP	Investment Companies		0.29	-534,128.76	-60.37	350,644.80
SGD	<b>KEPPEL REIT</b>	Singapore	4.44	1.18	1,542.46	0.14	101,417.46
85,947.00	KREIT_SP	REITS		1.16	1,165.64	1.54	76,641.17
SGD	<b>Golden Energy &amp; Resources Lt</b>	Singapore	0.55	0.41	-82,960.00	0.02	13,940.00
34,000.00	GER_SP	Forest Products&Paper		2.85	-62,692.87	-85.61	10,534.46

**Total Equity - DBS Singapore**

**437,820.43**

### CREDIT SUISSE PRIVATE BANKING SINGAPORE (1)

SGD	<b>KEPPEL CORP LTD</b>	Singapore	2.72	8.02	-1,920.00	0.26	192,480.00
24,000.00	KEP_SP	Holding Companies-Divers		8.10	-1,450.94	-0.99	145,457.14

**Total Equity - Credit Suisse Private Banking Singapore**

**145,457.14**

# HOLDINGS

aeolos

AS OF 28-Feb-2018

Reference Currency: USD

CCY	Name	Country	Div. Yield	Mkt Price	Unreal. Profit CCY	% of Assets	Mkt Val. CCY
Quantity	ISIN/Ticker	Industry	Exp. Ratio	Cost Price	Unreal. Profit USD	Unreal. Profit %	Mkt Val. USD

## EQUITY (32)

### DBS SINGAPORE (1)

AUD	<b>Prosperity Resources Ltd</b>	Australia	0.00	0.00	-47,820.00	0.00	0.00
200,000.00	PSP_AU	Mining		0.24	-37,261.34	-100.00	0.00
<b>Total Equity - DBS Singapore</b>							<b>0.00</b>

## FUND (47)

### DBS SINGAPORE (4)

USD	<b>Jpm Inv-Glb Inc-A Usd Hdg D</b>	Luxembourg		133.45	-2,715.00	0.44	244,809.75
1,834.47	JPGIAHD_LX	SICAV	1.45	134.93	-2,715.00	-1.10	244,809.75
USD	<b>Jupiter Jgf Dy B Fd-Lusd</b>	Luxembourg		12.09	-3,875.72	1.20	669,391.62
55,367.38	JUPLUSD_LX	SICAV	0.00	12.16	-3,875.72	-0.58	669,391.62
USD	<b>Pimco Gis-Income Fund-Ei</b>			10.95	-26,316.21	2.58	1,440,812.69
131,581.07	PIMCMEI_ID	Open-End Fund	1.45	11.15	-26,316.21	-1.79	1,440,812.69
USD	<b>Pimco Gis-Income Fund-Ei</b>			10.95	7,491.49	0.56	310,491.50
28,355.39	PIMCMEI_ID	Open-End Fund	1.45	10.69	7,491.49	2.47	310,491.50
<b>Total Fund - DBS Singapore</b>							<b>2,665,505.57</b>

# HOLDINGS

AS OF 28-Feb-2018

aeolos

Reference Currency: USD

CCY	Name	Country	Div. Yield	Mkt Price	Unreal. Profit CCY	% of Assets	Mkt Val. CCY
Quantity	ISIN/Ticker	Industry	Exp. Ratio	Cost Price	Unreal. Profit USD	Unreal. Profit %	Mkt Val. USD

## FUND (47)

### STANDARD CHARTERED SINGAPORE (1)

USD	<b>Franklin K2 Altern-Aydusd</b>	Luxembourg		11.24	7,869.48	0.19	107,869.49
9,596.93	FKAAYDU_LX	SICAV	2.75	10.42	7,869.48	7.87	107,869.49

**Total Fund - Standard Chartered Singapore**

**107,869.49**

### DBS SINGAPORE (2)

SGD	<b>Manulife Ast Mgt Sgd Inc-Cqs</b>			1.00	-21,904.85	1.64	1,215,718.90
1,216,935.84	MSIFCQS_SP	Unit Trust	1.03	1.02	-16,553.49	-1.77	918,718.78
USD	<b>Mapletree Global Student Accommodation Private Trust – USD – Class A Unit</b>	United States of America		85.00	-4,100.40	0.24	136,680.00
1,608.00	MM2342161555	Fund	0.00	87.55	-4,100.40	-2.91	136,680.00

**Total Fund - DBS Singapore**

**1,055,398.78**

### STANDARD CHARTERED SINGAPORE (1)

HKD	<b>Hang Seng H-Share Ind Etf-Hk</b>			125.00	-155,700.00	0.26	1,125,000.00
9,000.00	2828_HK	ETF	0.64	142.30	-19,893.79	-12.16	143,741.25

**Total Fund - Standard Chartered Singapore**

**143,741.25**

### DBS SINGAPORE (2)

USD	<b>Jupiter Jgf Dy B Fd-Lusd</b>	Luxembourg		12.09	-5,243.62	1.62	905,647.51
74,908.81	JUPLUSD_LX	SICAV	0.00	12.16	-5,243.62	-0.58	905,647.51



# HOLDINGS

AS OF 28-Feb-2018

aeolos

Reference Currency: USD

CCY	Name	Country	Div. Yield	Mkt Price	Unreal. Profit CCY	% of Assets	Mkt Val. CCY
Quantity	ISIN/Ticker	Industry	Exp. Ratio	Cost Price	Unreal. Profit USD	Unreal. Profit %	Mkt Val. USD

## FUND (47)

### DBS SINGAPORE (2)

USD	<b>APS ASIA PACIFIC L/S CAYMAN FD-D-USD-ACC</b>	Lesotho		1,018.92	2,230.00	0.46	254,730.00
250.00	FF3315325365	Subscription	0.00	1,010.00	2,230.00	0.88	254,730.00
<b>Total Fund - DBS Singapore</b>							<b>1,160,377.51</b>

### ROYAL BANK OF CANADA, SINGAPORE BRANCH (1)

USD	<b>Sisf-Asian Dividnd Max-Aiusd</b>	Luxembourg		92.48	-23,148.76	0.85	475,606.23
5,142.99	SISADAI_LX	SICAV	2.05	96.98	-23,148.76	-4.64	475,606.23
<b>Total Fund - Royal Bank of Canada, Singapore Branch</b>							<b>475,606.23</b>

### DBS SINGAPORE (2)

AUD	<b>Neuber Berman H/Y Bond-Aamd</b>	Ireland		8.62	-29,209.19	0.31	223,316.06
25,906.74	NBHYAAM_ID	OEIC	1.40	9.75	-22,759.80	-11.57	174,007.88
USD	<b>Fe Amundi Inc Builder-Au2 Md</b>			95.61	-5,170.99	0.43	242,353.76
2,534.82	FEAAU2M_LX	SICAV	0.00	97.65	-5,170.99	-2.09	242,353.76
<b>Total Fund - DBS Singapore</b>							<b>416,361.64</b>

# HOLDINGS

AS OF 28-Feb-2018

aeolos

Reference Currency: USD

CCY	Name	Country	Div. Yield	Mkt Price	Unreal. Profit CCY	% of Assets	Mkt Val. CCY
Quantity	ISIN/Ticker	Industry	Exp. Ratio	Cost Price	Unreal. Profit USD	Unreal. Profit %	Mkt Val. USD

## FUND (47)

### CREDIT SUISSE PRIVATE BANKING SINGAPORE (1)

USD	<b>Cs Nova F/M Us L 2021-Ia Usd</b>			1,009.32	4,640.00	3.61	2,018,640.00
2,000.00	CS21IAU_LX	SICAV	0.00	1,007.00	4,640.00	0.23	2,018,640.00

**Total Fund - Credit Suisse Private Banking Singapore**

**2,018,640.00**

### DBS SINGAPORE (2)

USD	<b>Bgf-Asian Tiger Bond-A6 Usd</b>	Luxembourg		11.48	-2,867.30	0.36	199,132.65
17,346.05	BGATA6U_LX	SICAV	1.23	11.65	-2,867.30	-1.42	199,132.65
USD	<b>Frank Te Glb Tot F-A Mdisusd</b>	Luxembourg		15.06	-13,120.25	0.86	481,929.25
32,000.61	TGTRFAD_LX	SICAV	1.42	15.47	-13,120.25	-2.65	481,929.25

**Total Fund - DBS Singapore**

**681,061.90**

### CREDIT SUISSE PRIVATE BANKING SINGAPORE (1)

EUR	<b>Jgf-Global Convertible I Eur</b>			14.06	-697.50	0.12	54,482.50
3,875.00	JGGLCIE_LX	SICAV	0.00	14.24	-851.58	-1.26	66,517.68

**Total Fund - Credit Suisse Private Banking Singapore**

**66,517.68**

# HOLDINGS

aeolos

AS OF 28-Feb-2018

Reference Currency: USD

CCY	Name	Country	Div. Yield	Mkt Price	Unreal. Profit CCY	% of Assets	Mkt Val. CCY
Quantity	ISIN/Ticker	Industry	Exp. Ratio	Cost Price	Unreal. Profit USD	Unreal. Profit %	Mkt Val. USD

## FUND (47)

### STANDARD CHARTERED SINGAPORE (1)

USD	<b>Allianz Income &amp; Grow-Am</b>			9.29	0.00	0.00	0.07
0.01	ALLIGAM_LX	SICAV	1.55	9.36	0.00	-0.74	0.07

**Total Fund - Standard Chartered Singapore**

**0.07**

### DBS SINGAPORE (6)

AUD	<b>Neuber Berman H/Y Bond-Aamd</b>	Ireland		8.62	-18,916.05	0.26	183,209.35
21,253.99	NBHYAAM_ID	OEIC	1.40	9.51	-14,739.38	-9.36	142,756.73
GBP	<b>Mapletree Global Student Accommodation Private Trust – GBP – Class B Unit</b>	United Kingdom		57.00	-2,749.68	0.23	91,656.00
1,608.00	MM2107315508	Fund	0.00	58.71	-3,790.43	-2.91	126,347.80
USD	<b>Neu Ber GI Se FI Rt-Usd Am-D</b>	Ireland		9.17	-13,600.00	1.31	733,600.00
80,000.00	NBGAUMD_ID	Open-End Fund	0.00	9.34	-13,600.00	-1.82	733,600.00
USD	<b>Ab Fcp I-Global H Y-A2 Usd</b>	Luxembourg		15.45	2,185.93	1.21	675,453.27
43,718.66	ACMHYA2_LX	FCP	1.80	15.40	2,185.93	0.32	675,453.27
USD	<b>Nikko Am-Japan Div Eqty-Usd</b>	Singapore		1.35	16,456.50	0.75	420,496.90
310,559.01	NIKJDEU_SP	Unit Trust	1.75	1.30	16,456.50	4.07	420,496.90
USD	<b>Fullerton Usd Income-Busd</b>			1.01	-11,044.18	1.20	668,844.45
665,265.32	FULUSIB_SP	Open-End Fund	0.00	1.02	-11,044.18	-1.62	668,844.45

**Total Fund - DBS Singapore**

**2,767,499.13**

# HOLDINGS

aeolos

AS OF 28-Feb-2018

Reference Currency: USD

CCY	Name	Country	Div. Yield	Mkt Price	Unreal. Profit CCY	% of Assets	Mkt Val. CCY
Quantity	ISIN/Ticker	Industry	Exp. Ratio	Cost Price	Unreal. Profit USD	Unreal. Profit %	Mkt Val. USD

## FUND (47)

### STANDARD CHARTERED SINGAPORE (2)

SGD	<b>Bgf-World Mining Hed-Sgda2</b>	Luxembourg		3.90	-168,686.90	0.18	131,313.16
33,670.04	MIGWMA2_LX	SICAV	2.08	8.91	-127,476.69	-56.23	99,233.35
USD	<b>Bgf-World Mining Fund-A2 Usd</b>	Luxembourg		41.29	-82,981.57	0.21	117,018.75
2,834.07	MIGWMFA_LX	SICAV	2.08	70.57	-82,981.57	-41.49	117,018.75

**Total Fund - Standard Chartered Singapore**

**216,252.10**

### DBS SINGAPORE (4)

USD	<b>First State Dividend Adv-Usd</b>			1.47	96,694.76	1.80	1,007,585.86
686,881.08	FSIDVDU_SP	Fund of Funds	1.70	1.33	96,694.76	10.62	1,007,585.86
AUD	<b>Fidelity-Asia Hi Yd-Aaudgh</b>	Luxembourg		9.80	-5,872.30	0.34	246,652.95
25,166.10	FAHMAUD_LX	SICAV	0.00	10.03	-4,575.70	-2.33	192,191.98
USD	<b>Schroder Intl Gbl En-Ausd-A</b>	Luxembourg		15.58	-319,200.00	0.32	177,582.36
11,400.00	SCHGLAA_LX	SICAV	1.92	43.58	-319,200.00	-64.25	177,582.36
EUR	<b>Thread Eur Sel-R Acc Eur</b>			3.35	-11,615.68	1.07	488,383.29
145,742.55	TDNESL1_LN	OEIC	1.64	3.43	-14,181.59	-2.32	596,267.16

**Total Fund - DBS Singapore**

**1,973,627.35**

### CREDIT SUISSE PRIVATE BANKING SINGAPORE (2)

USD	<b>Gam Local Emerg Bd-Usd C</b>			351.18	83.60	0.12	66,724.20
190.00	JBLEMBC_LX	SICAV	1.30	350.74	83.60	0.13	66,724.20

# HOLDINGS

AS OF 28-Feb-2018

aeolos

Reference Currency: USD

CCY	Name	Country	Div. Yield	Mkt Price	Unreal. Profit CCY	% of Assets	Mkt Val. CCY
Quantity	ISIN/Ticker	Industry	Exp. Ratio	Cost Price	Unreal. Profit USD	Unreal. Profit %	Mkt Val. USD

## FUND (47)

### CREDIT SUISSE PRIVATE BANKING SINGAPORE (2)

USD	<b>Pictet-Emerg Local Ccy-lusd</b>			189.51	337.25	0.12	67,276.05
355.00	PFEMGDI_LX	SICAV	0.94	188.56	337.25	0.50	67,276.05

**Total Fund - Credit Suisse Private Banking Singapore**

**134,000.25**

### DBS SINGAPORE (10)

USD	<b>Pimco Gis-Income F-Adaccusd</b>			10.47	-1,736.68	1.63	909,154.41
86,834.23	PIMADAU_ID	Open-End Fund	0.00	10.49	-1,736.68	-0.19	909,154.41
EUR	<b>Bgf-Continental Eur Flx-A2rf</b>			24.71	8,584.80	1.11	508,584.19
20,582.12	MIGOEAE_LX	SICAV	1.82	24.29	10,481.19	1.72	620,930.43
AUD	<b>Jupiter Dynamic Bd-L Aud Mi</b>	Luxembourg		20.66	1,819.04	0.71	506,869.55
24,533.86	JGDBLAI_LX	SICAV	0.00	20.59	1,417.39	0.36	394,952.75
EUR	<b>Bgf-Continental Eur Flx-A2rf</b>			24.71	13,584.18	1.11	508,584.19
20,582.12	MIGOEAE_LX	SICAV	1.82	24.05	16,584.92	2.74	620,930.43
EUR	<b>Thread Eur Sel-R Acc Eur</b>			3.35	-6,616.71	1.07	488,383.29
145,742.55	TDNESL1_LN	OEIC	1.64	3.40	-8,078.34	-1.34	596,267.16
USD	<b>Ab Fcp I-Global H Y-A2 Usd</b>	Luxembourg		15.45	2,957.44	1.64	913,848.53
59,148.77	ACMHYA2_LX	FCP	1.80	15.40	2,957.44	0.32	913,848.53
USD	<b>Efts Physical Platinum Shrs</b>	United States of America		93.53	-78,120.00	0.17	93,530.00
1,000.00	PPLT_US	ETF	0.60	171.65	-78,120.00	-45.51	93,530.00

# HOLDINGS

AS OF 28-Feb-2018

aeolos

Reference Currency: USD

CCY	Name	Country	Div. Yield	Mkt Price	Unreal. Profit CCY	% of Assets	Mkt Val. CCY
Quantity	ISIN/Ticker	Industry	Exp. Ratio	Cost Price	Unreal. Profit USD	Unreal. Profit %	Mkt Val. USD

## FUND (47)

### DBS SINGAPORE (10)

USD	<b>Fullerton Usd Income-Busd</b>			1.01	-6,001.71	1.62	904,907.21
900,064.86	FULUSIB_SP	Open-End Fund	0.00	1.01	-6,001.71	-0.66	904,907.21
USD	<b>First State Dividend Adv-Usd</b>			1.47	64,881.89	1.33	744,737.15
507,694.56	FSIDVDU_SP	Fund of Funds	1.70	1.34	64,881.89	9.54	744,737.15
USD	<b>Neu Ber GI Se FI Rt-Usd Am-D</b>	Ireland		9.17	-13,320.00	1.21	678,580.00
74,000.00	NBGAUMD_ID	Open-End Fund	0.00	9.35	-13,320.00	-1.93	678,580.00

**Total Fund - DBS Singapore**

**6,477,838.06**

### STANDARD CHARTERED SINGAPORE (1)

USD	<b>Pimco Gis-Income Fund-Ei</b>			10.95	39,362.70	2.76	1,539,362.69
140,581.07	PIMCMEI_ID	Open-End Fund	1.45	10.67	39,362.70	2.62	1,539,362.69

**Total Fund - Standard Chartered Singapore**

**1,539,362.69**

### DBS SINGAPORE (4)

USD	<b>Blackrock-Eu Eq Inc-A6h Usd</b>	Luxembourg		11.06	-30,707.11	0.67	373,333.29
33,755.27	BGEA6UH_LX	Open-End Fund	1.83	11.97	-30,707.11	-7.60	373,333.29
USD	<b>Pimco Gis-Income F-Adaccusd</b>			10.47	-1,283.64	1.20	671,983.69
64,181.82	PIMADAU_ID	Open-End Fund	0.00	10.49	-1,283.64	-0.19	671,983.69
USD	<b>Fullerton-Asian S/D Bd-A Usd</b>			10.55	3,621.20	0.37	205,620.76
19,489.75	FASAUUSD_LX	SICAV	0.88	10.36	3,621.20	1.79	205,620.76

# HOLDINGS

AS OF 28-Feb-2018

aeolos

Reference Currency: USD

CCY	Name	Country	Div. Yield	Mkt Price	Unreal. Profit CCY	% of Assets	Mkt Val. CCY
Quantity	ISIN/Ticker	Industry	Exp. Ratio	Cost Price	Unreal. Profit USD	Unreal. Profit %	Mkt Val. USD

## FUND (47)

### DBS SINGAPORE (4)

USD	<b>Pimco Gis-Income Fund-Ei</b>			10.95	-1,800.00	0.18	98,550.00
9,000.00	PIMCMEI_ID	Open-End Fund	1.45	11.15	-1,800.00	-1.79	98,550.00

Total Fund - DBS Singapore

1,349,487.73

## INSURANCE (3)

### CREDIT SUISSE PRIVATE BANKING SINGAPORE (1)

USD	<b>AIA SINGAPORE PRIVATE LIMITED POLICY NO. L540129852</b>	Singapore		690,460.29	41,582.95	1.24	690,460.29
1.00	AIA_POLICY_L540129852			648,877.34	41,582.95	6.41	690,460.29

Total Insurance - Credit Suisse Private Banking Singapore

690,460.29

### ROYAL BANK OF CANADA, SINGAPORE BRANCH (2)

USD	<b>6,515,150.00 Life insurance USD 09-NOV-2017 Cash Surrender Value as at 10 Dec 2015 = USD 3,181,408.00</b>	United States of America		0.00	0.00	0.00	0.00
6,515,150.00	A1697247183			0.00	0.00		0.00
USD	<b>Life insurance USD 09-NOV-2017 Cash Surrender Value as at 10 Dec 2015 = USD 3,181,408.00</b>	United States of America		0.00	0.00	0.00	0.00
6,515,150.00	A1262111107			0.00	0.00		0.00

Total Insurance - Royal Bank of Canada, Singapore Branch

0.00

# HOLDINGS

aeolos

AS OF 28-Feb-2018

Reference Currency: USD

CCY	Name	Country	Div. Yield	Mkt Price	Unreal. Profit CCY	% of Assets	Mkt Val. CCY
Quantity	ISIN/Ticker	Industry	Exp. Ratio	Cost Price	Unreal. Profit USD	Unreal. Profit %	Mkt Val. USD

## PRIVATE EQUITY (1)

### STANDARD CHARTERED SINGAPORE (1)

USD	<b>SCB Signature Securities Portfolios_Global Equities</b>	United States of America	0.00	1,785,817.32	22,430.26	3.20	1,785,817.32
1.00	SCB_SS_GLOBALEQUITIES			1,763,387.06	22,430.26	1.27	1,785,817.32

Total Private Equity - Standard Chartered Singapore

1,785,817.32

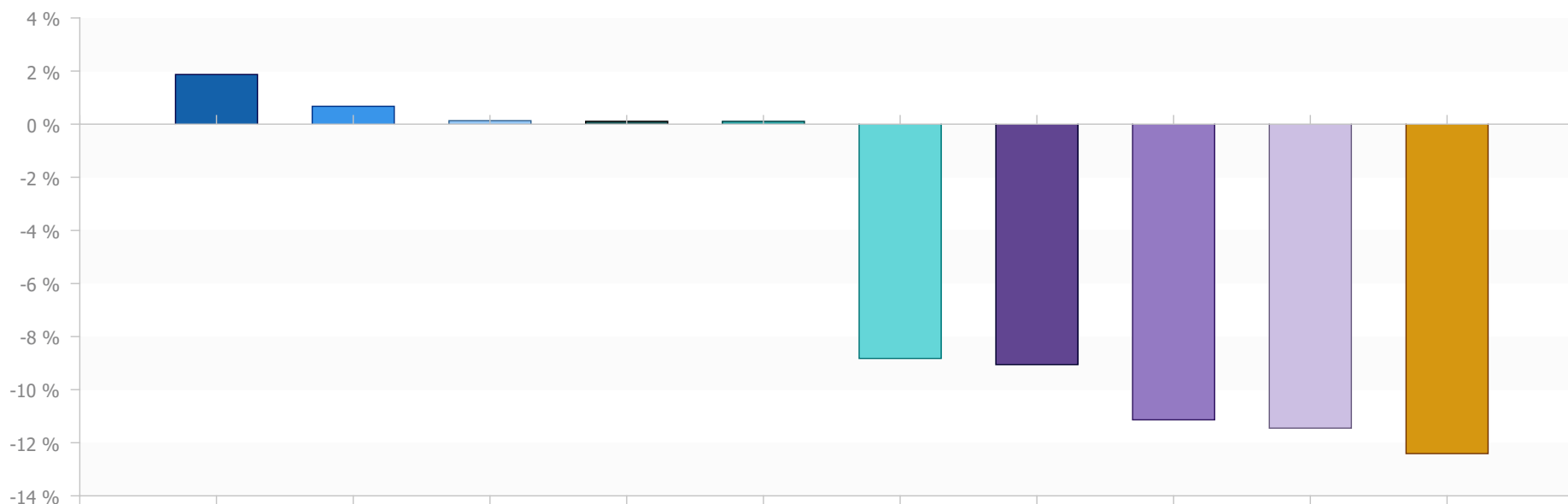


# PORTFOLIO MOVERS

PERIOD: 31 Jan 2018 - 28 Feb 2018

aeolos

Reference Currency: USD



## TOP 5

Name	Price	Val. Change	% Change
Berau Coal Energy Tbk Pt 7.2500% 2017-03-13	53.13	0.98	1.87 %
Hsbc Holdings Plc 8.1250% Perpetual	26.98	0.18	0.67 %
Nexteer Auto Group Ltd 5.8750% 2021-11-15	104.76	0.14	0.13 %
Cs Nova F/M Us L 2021-1a Usd	1,009.32	1.06	0.11 %
Mitsubishi Ufj Lease&Fin 1.4895% 2019-07-23	100.54	0.11	0.11 %

## BOTTOM 5


Name	Price	Val. Change	% Change
Mapletree Logistics Trust	1.20	-0.17	-12.41 %
Gallant Venture Ltd	0.12	-0.02	-11.45 %
China Mobile Ltd	73.40	-9.20	-11.14 %
Procter & Gamble Co/The	78.52	-7.82	-9.06 %
Hang Seng H-Share Ind Etf-Hk	125.00	-12.10	-8.83 %

# PERFORMANCE BY ASSET CLASS

PERIOD: 31 Jan 2018 - 28 Feb 2018

aeolos

Reference Currency: USD



**NOTE:** Performance by asset class is based on the percentage change in net worth. It is calculated on a daily basis by dividing today's net worth by net worth at the beginning of the selected period. Only the original classification of assets (Equity, Bond, Derivative, Fund, Insurance, Real Estate and Other) is considered in this section.

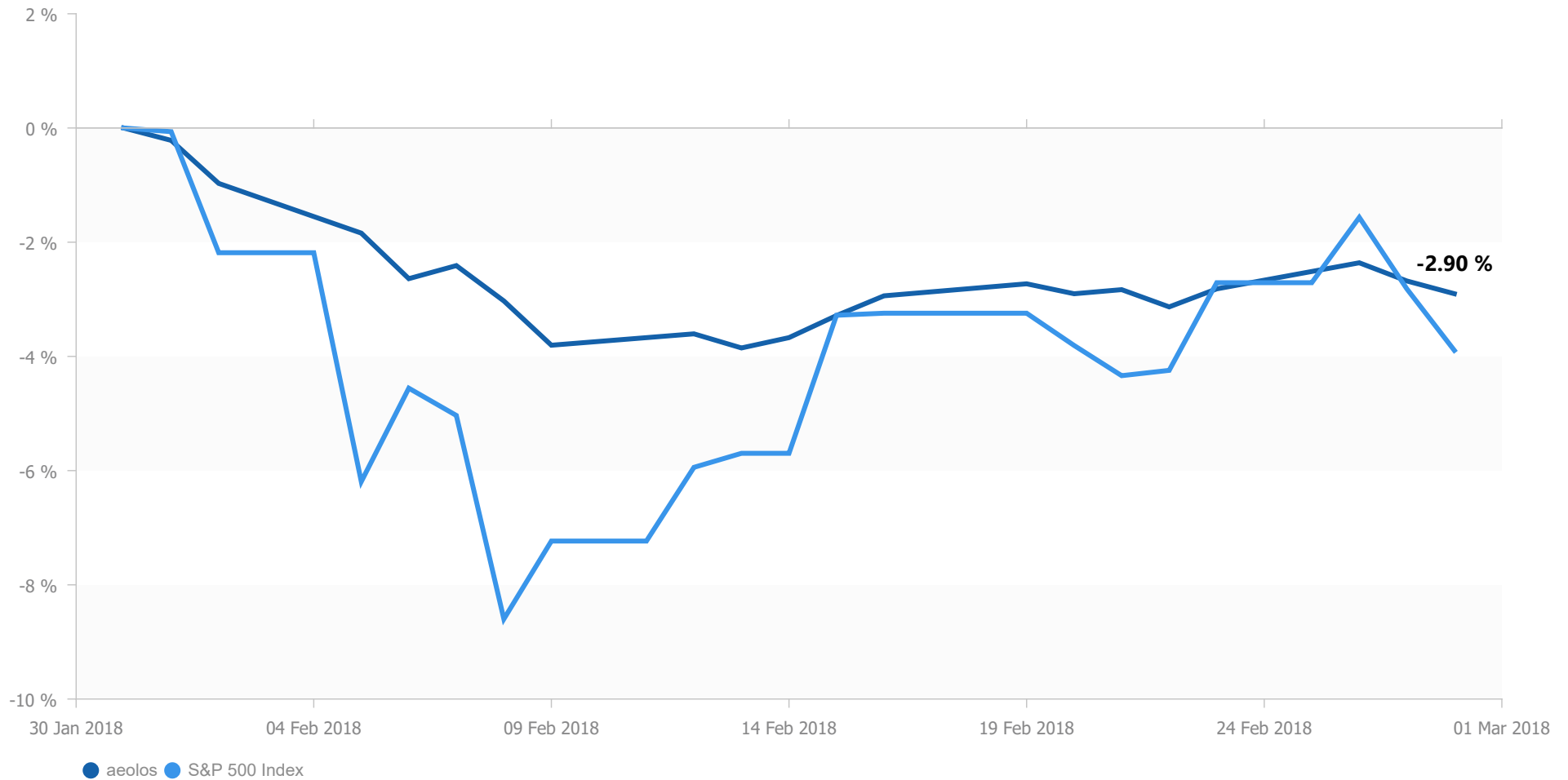
31/01/2018 00:00:00

# PERFORMANCE AGAINST BENCHMARK

PERIOD: 31 Jan 2018 - 28 Feb 2018

aeolos

Reference Currency: USD



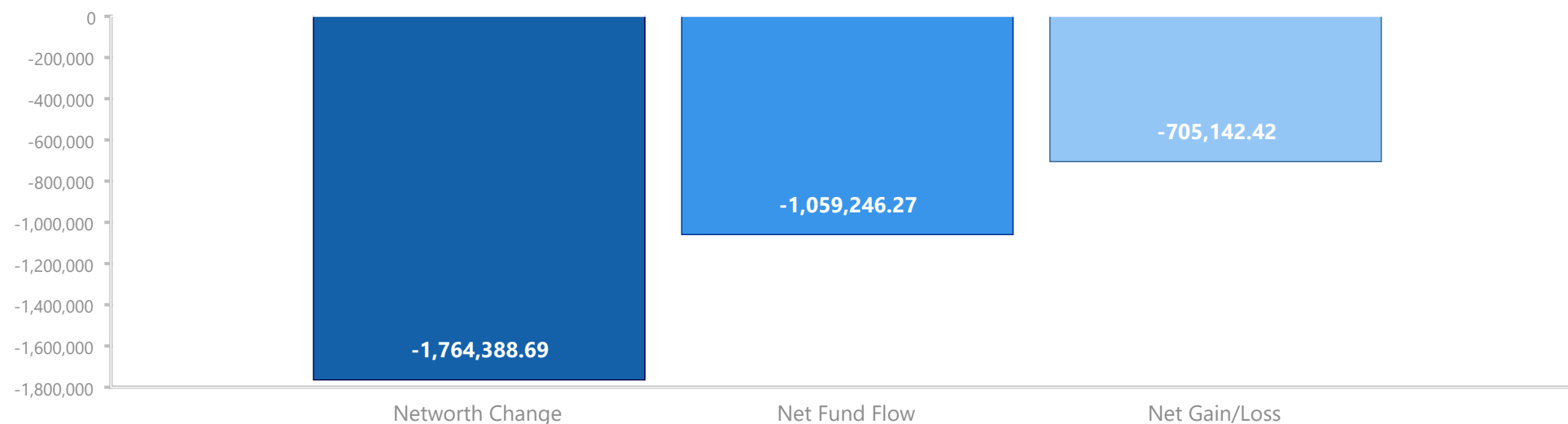
**NOTE:** Performance is based on the percentage change in net worth. It is calculated on a daily basis by dividing today's net worth by net worth at the beginning of the selected period. For the selected benchmarks, performance is calculated by dividing today's price by the price at the beginning of the selected period.

# PERFORMANCE ATTRIBUTION BY CHILD ACCOUNT

aeolos

PERIOD: 31 Jan 2018 - 28 Feb 2018

Reference Currency: USD



Child Account	Start Networth	End Networth	Net Fund Flow	Net Gain/Loss	Simple Performance
_aeolos_all_dbs_bonds	0.00	0.00	0.00	0.00	0.00
_aeolos_all_dbs_equities	0.00	0.00	0.00	0.00	0.00
_aeolos_all_dbs_funds	0.00	0.00	0.00	0.00	0.00
_all_bonds	0.00	0.00	0.00	0.00	0.00
_ALL_CS	0.00	0.00	0.00	0.00	0.00
_ALL_DBS	0.00	0.00	0.00	0.00	0.00
_ALL_Equity	0.00	0.00	0.00	0.00	0.00
_ALL_FUNDS	0.00	0.00	0.00	0.00	0.00

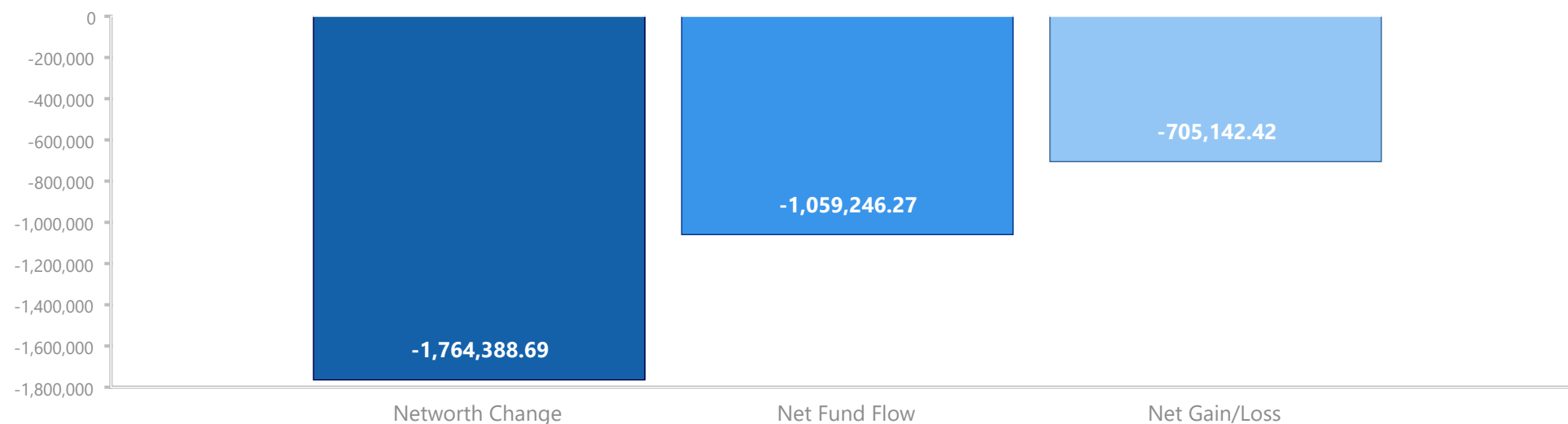
**NOTE:** Simple performance is the percentage change in net worth from beginning to end of the selected period excluding fund flows. It is calculated by dividing net gain/loss by start net worth.

# PERFORMANCE ATTRIBUTION BY CHILD ACCOUNT

aeolos

PERIOD: 31 Jan 2018 - 28 Feb 2018

Reference Currency: USD



Child Account	Start Networkth	End Networkth	Net Fund Flow	Net Gain/Loss	Simple Performance
aeolos-cs-128455-1	-6,756,000.80	-7,815,075.37	-1,059,246.27	171.70	0.00 %
aeolos-cs-128455-2	0.00	0.00	0.00	0.00	-4.89 %
aeolos-cs-128455-20	690,460.29	690,460.29	0.00	0.00	0.00 %
aeolos-cs-128455-3	0.00	0.00	0.00	0.00	0.00 %
aeolos-cs-128455-56	0.00	0.00	0.00	0.00	0.00 %
aeolos-cs-128455-80	13,131,059.59	13,048,160.86	0.00	-82,898.73	-0.63 %
aeolos-dbs-187212	5,165,380.41	4,905,598.34	0.00	-259,782.07	-5.03 %
aeolos-dbs-187212-01	1,842,738.19	1,813,170.61	0.00	-29,567.58	-1.60 %

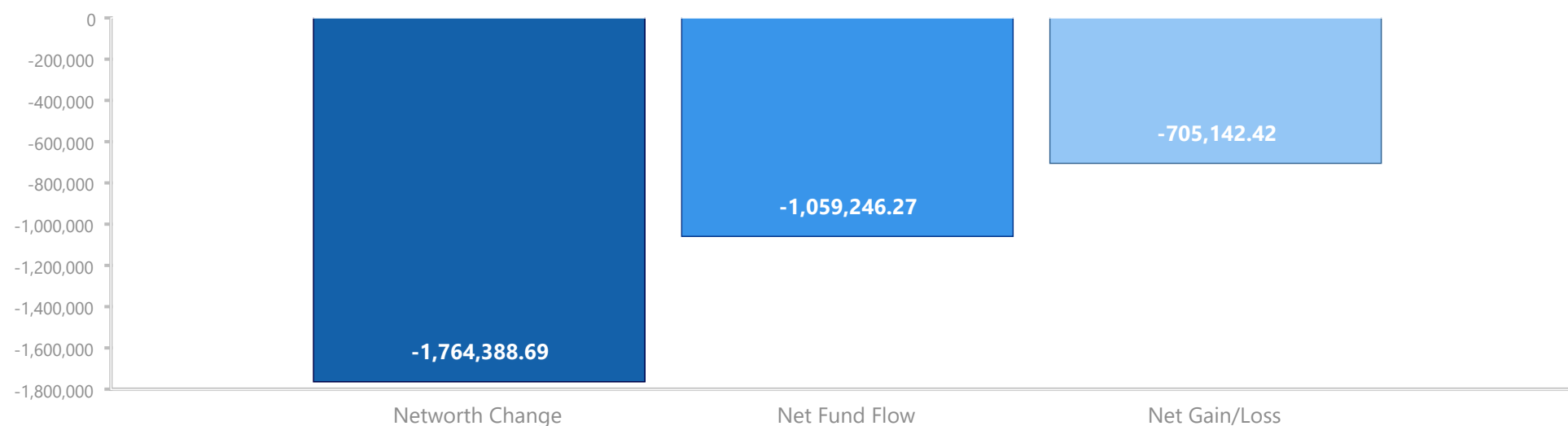
**NOTE:** Simple performance is the percentage change in net worth from beginning to end of the selected period excluding fund flows. It is calculated by dividing net gain/loss by start net worth.

# PERFORMANCE ATTRIBUTION BY CHILD ACCOUNT

aeolos

PERIOD: 31 Jan 2018 - 28 Feb 2018

Reference Currency: USD



Child Account	Start Network	End Network	Net Fund Flow	Net Gain/Loss	Simple Performance
aeolos-dbs-188600	4,903,746.99	4,697,595.55	0.00	-206,151.44	-4.20 %
aeolos-dbs-265113	1,715,255.93	1,700,782.01	0.00	-14,473.92	-0.84 %
aeolos-rbc	535,195.00	514,101.19	0.00	-21,093.81	-3.94 %
aeolos-rbcs-01	-3,368,670.06	-3,386,962.30	0.00	-18,292.24	0.54 %
aeolos-scb	5,928,703.80	5,855,649.46	0.00	-73,054.34	-1.23 %
<b>AGGREGATED</b>	<b>23,787,869.34</b>	<b>22,023,480.65</b>	<b>-1,059,246.27</b>	<b>-705,142.42</b>	<b>-2.96 %</b>

**NOTE:** Simple performance is the percentage change in net worth from beginning to end of the selected period excluding fund flows. It is calculated by dividing net gain/loss by start net worth.