

PORTFOLIO SUMMARY

AS OF 16-JAN-2018
CANOPY_DEMO



canopy

© 2018 Canopy Pte Ltd

STATEMENT OF ACCOUNTS

Portfolio: **CANOPY_DEMO**

Date As Of: **16 Jan 2018**

Reference Currency: **USD**

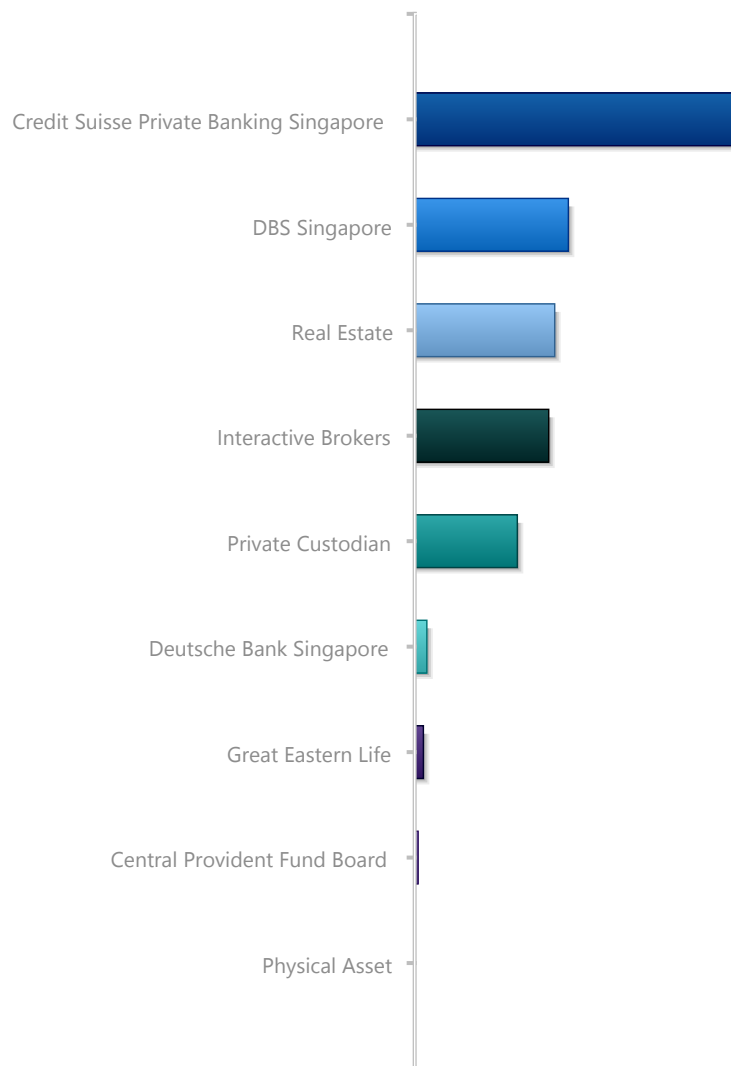
Table of Contents	Page
Net Worth by Custodian	3
Asset Allocation by Asset Class	4
Asset Allocation by Currency	5
Asset Allocation by Geography	7
Asset Allocation by Industry	9
Performance Chart	13
Performance against Benchmarks	14
Holdings - Cash	15
Holdings - Fixed Income	19
Holdings - Other	22
Transactions	37
Foreign Exchange Rates	61
Disclaimer	62

NET WORTH

BY CUSTODIAN

canopy_demo

Reference Currency: USD



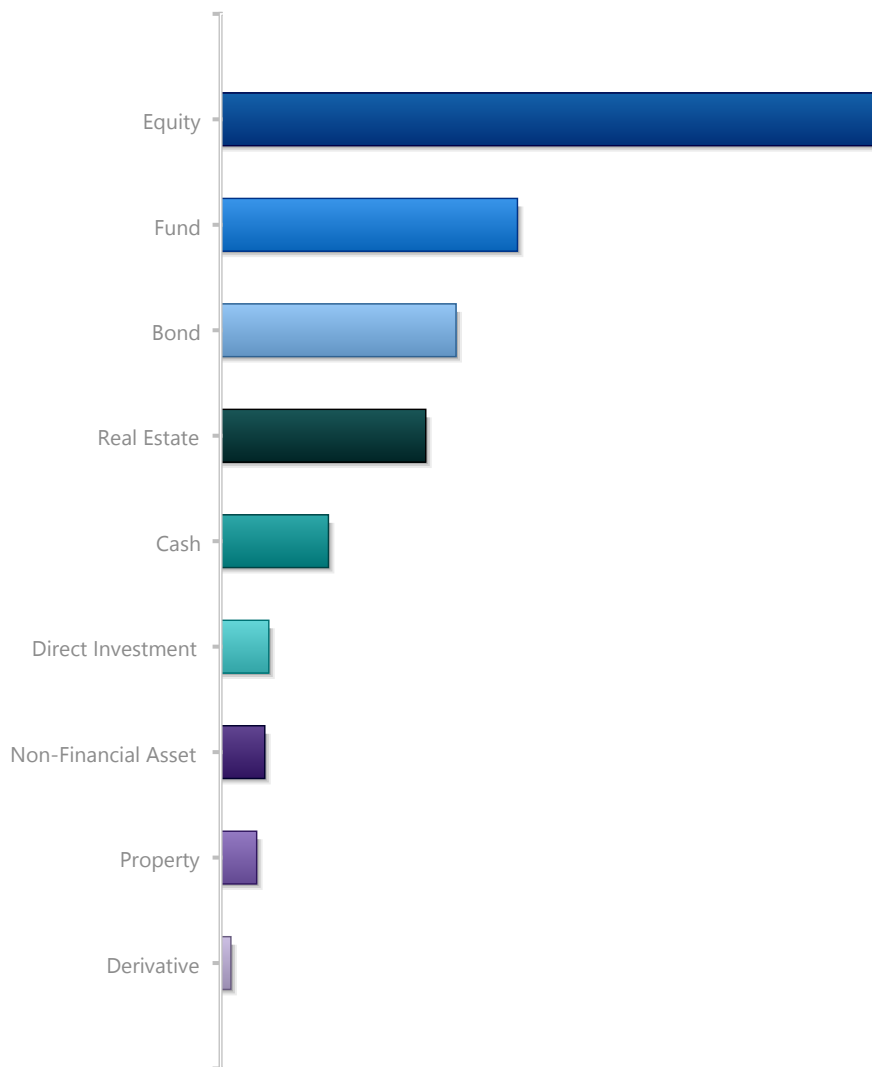
Custodian	Assets	Liabilities	Net Worth
Credit Suisse Private Banking Singapore	14,805,495.07	0.00	14,805,495.07
DBS Singapore	7,177,253.20	-1,386,270.18	5,790,983.01
Real Estate	6,539,646.20	-4,074,703.32	2,464,942.88
Interactive Brokers	6,259,505.19	0.00	6,259,505.19
Private Custodian	4,793,755.75	0.00	4,793,755.75
Deutsche Bank Singapore	569,297.60	0.00	569,297.60
Great Eastern Life	407,332.46	0.00	407,332.46
Central Provident Fund Board	159,003.68	0.00	159,003.68
Physical Asset	0.00	0.00	0.00
TOTAL	40,711,289.15	-5,460,973.50	35,250,315.65

ASSET ALLOCATION

BY ASSET CLASS

canopy_demo

Reference Currency: USD



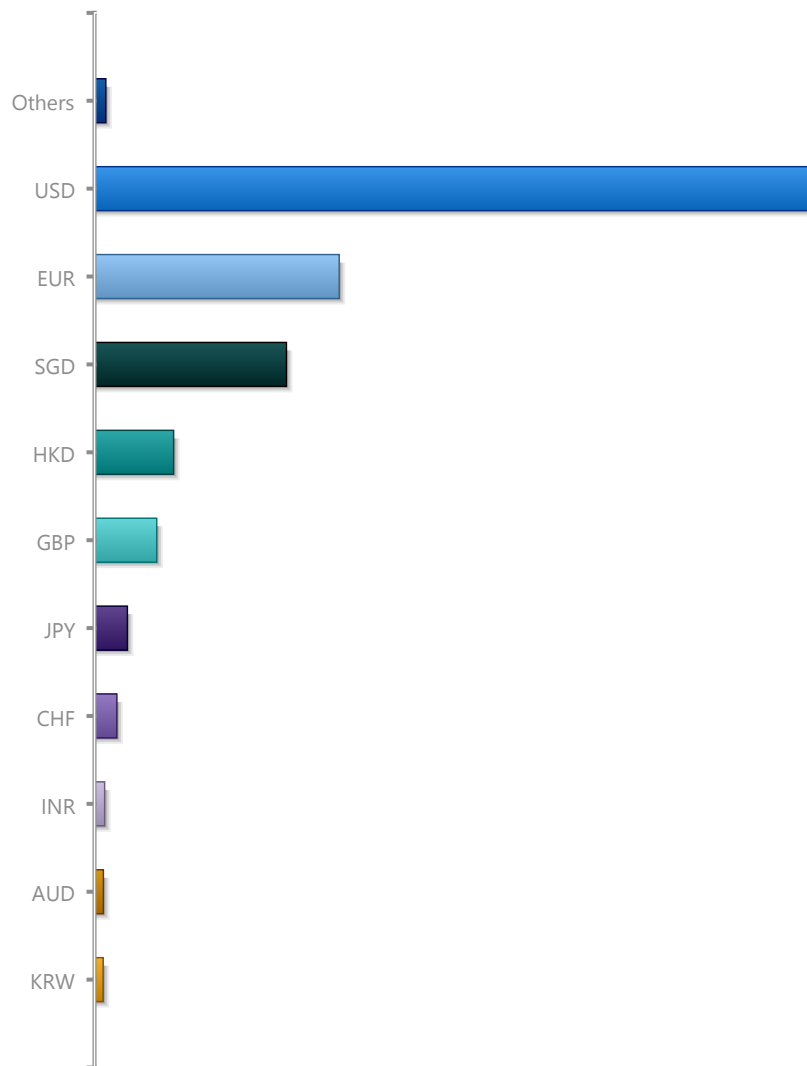
Asset Class	Value (USD)	% of Assets
Equity	16,230,726.63	39.87 %
Fund	7,384,042.48	18.14 %
Bond	5,855,688.26	14.38 %
Real Estate	5,103,688.66	12.54 %
Cash	2,682,727.51	6.59 %
Direct Investment	1,200,000.00	2.95 %
Non-Financial Asset	1,100,000.00	2.70 %
Property	897,650.00	2.20 %
Derivative	256,765.60	0.63 %
TOTAL ASSETS	40,711,289.15	100.00 %

ASSET ALLOCATION

BY CURRENCY

canopy_demo

Reference Currency: USD



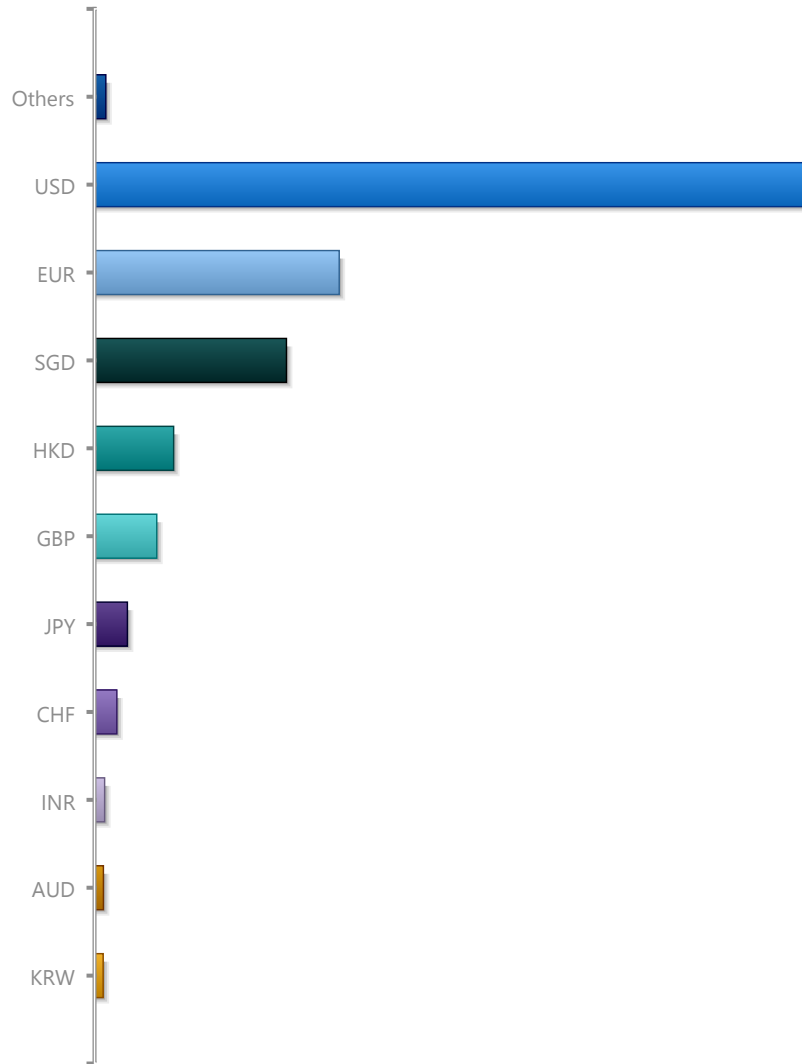
Currency	Value	Value (USD)	% of Assets
USD	20,973,100.35	20,973,100.35	51.52 %
EUR	5,855,500.18	7,185,869.81	17.65 %
SGD	7,448,058.40	5,636,690.60	13.85 %
HKD	18,177,000.92	2,323,384.26	5.71 %
GBP	1,323,603.36	1,827,896.24	4.49 %
JPY	106,617,771.00	965,423.92	2.37 %
CHF	631,721.75	656,422.07	1.61 %
INR	18,847,200.00	296,636.08	0.73 %
AUD	327,110.00	260,772.09	0.64 %
KRW	269,080,000.00	252,908.29	0.62 %
SEK	965,933.10	120,564.87	0.30 %
PHP	5,425,000.00	107,849.00	0.26 %
CNY	322,032.44	50,014.86	0.12 %
THB	743,000.00	23,275.22	0.06 %
TWD	667,000.00	22,573.95	0.06 %

ASSET ALLOCATION

BY CURRENCY

canopy_demo

Reference Currency: USD



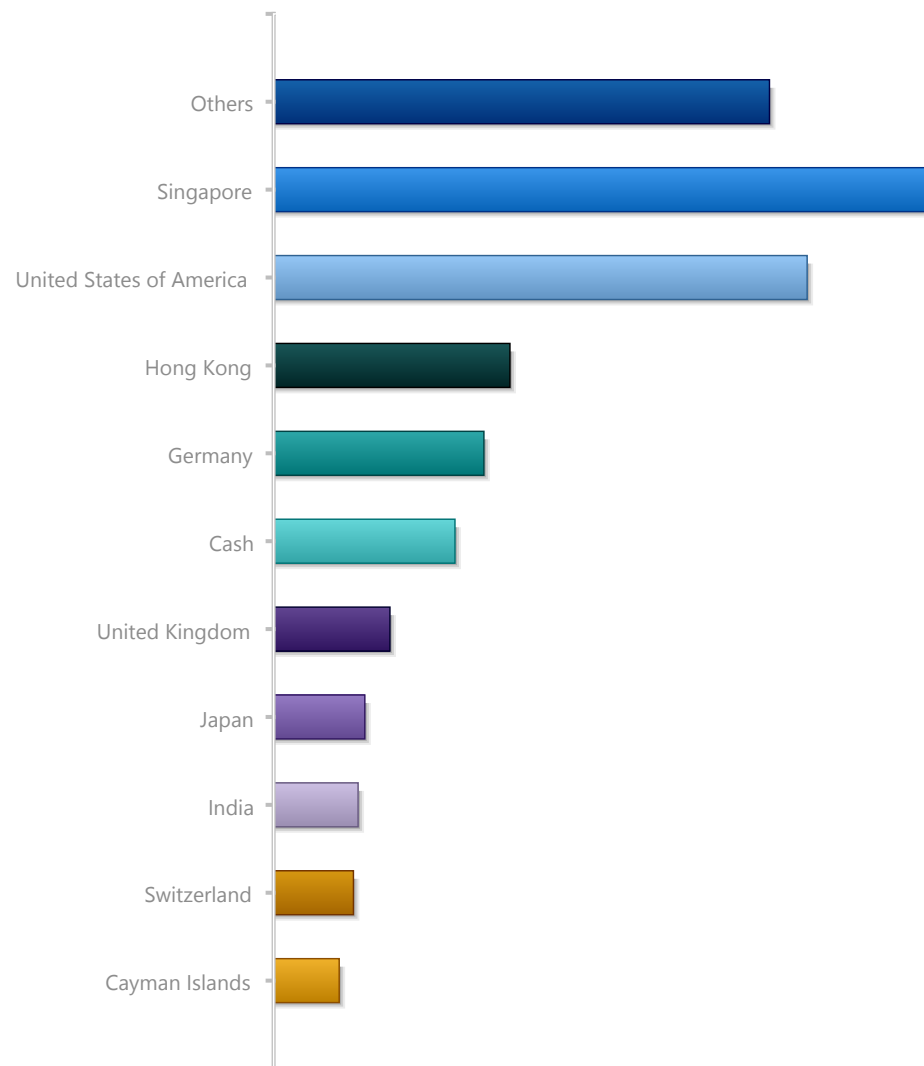
Currency	Value	Value (USD)	% of Assets
IDR	105,250,000.00	7,907.54	0.02 %
TOTAL ASSETS		40,711,289.15	100.00 %

ASSET ALLOCATION

BY GEOGRAPHY

canopy_demo

Reference Currency: USD



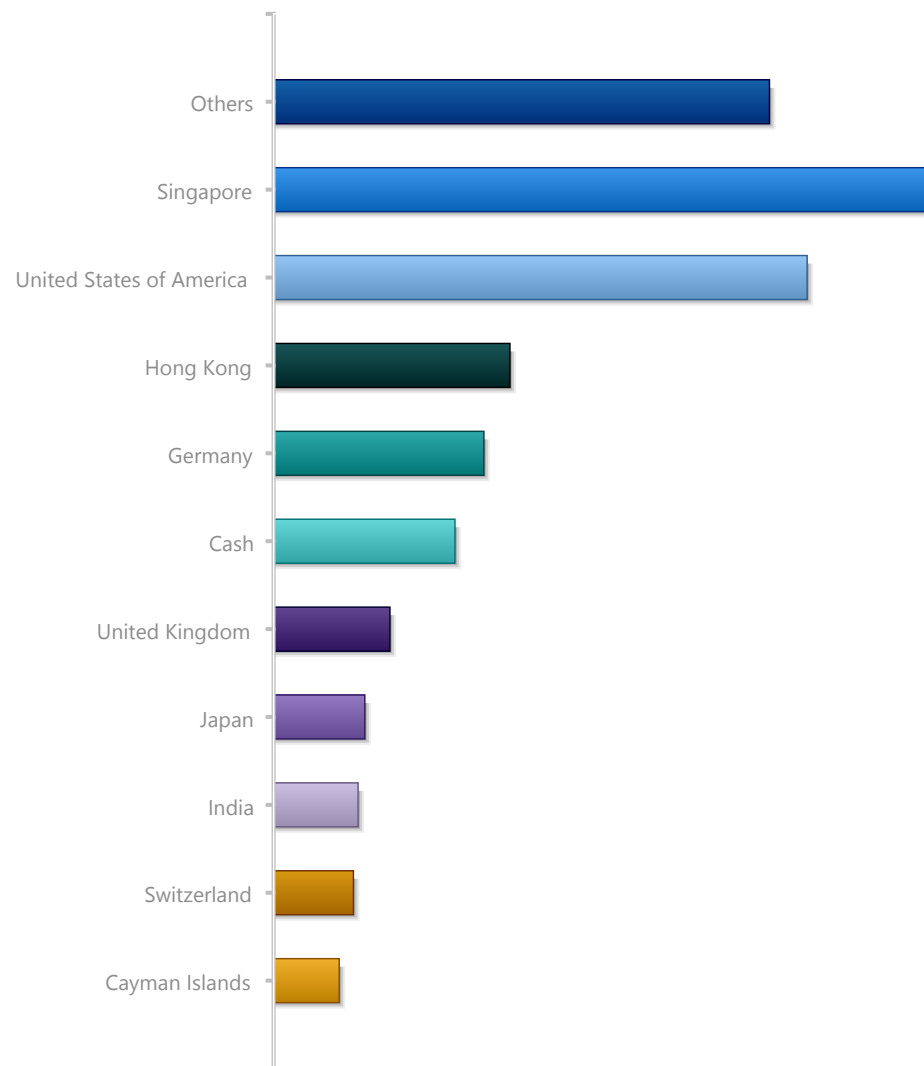
Geography	Value (USD)	% of Assets
Singapore	9,724,905.34	23.89 %
United States of America	7,891,496.22	19.38 %
Hong Kong	3,495,942.83	8.59 %
Germany	3,110,777.37	7.64 %
Cash	2,682,727.51	6.59 %
United Kingdom	1,721,022.77	4.23 %
Japan	1,349,589.95	3.32 %
India	1,249,302.08	3.07 %
Switzerland	1,180,854.94	2.90 %
Cayman Islands	969,967.68	2.38 %
European Region	895,162.63	2.20 %
Eurozone	740,977.22	1.82 %
United Arab Emirates	712,922.40	1.75 %
Global	685,584.00	1.68 %
Australia	652,224.73	1.60 %
France	618,659.13	1.52 %

ASSET ALLOCATION

BY GEOGRAPHY

canopy_demo

Reference Currency: USD



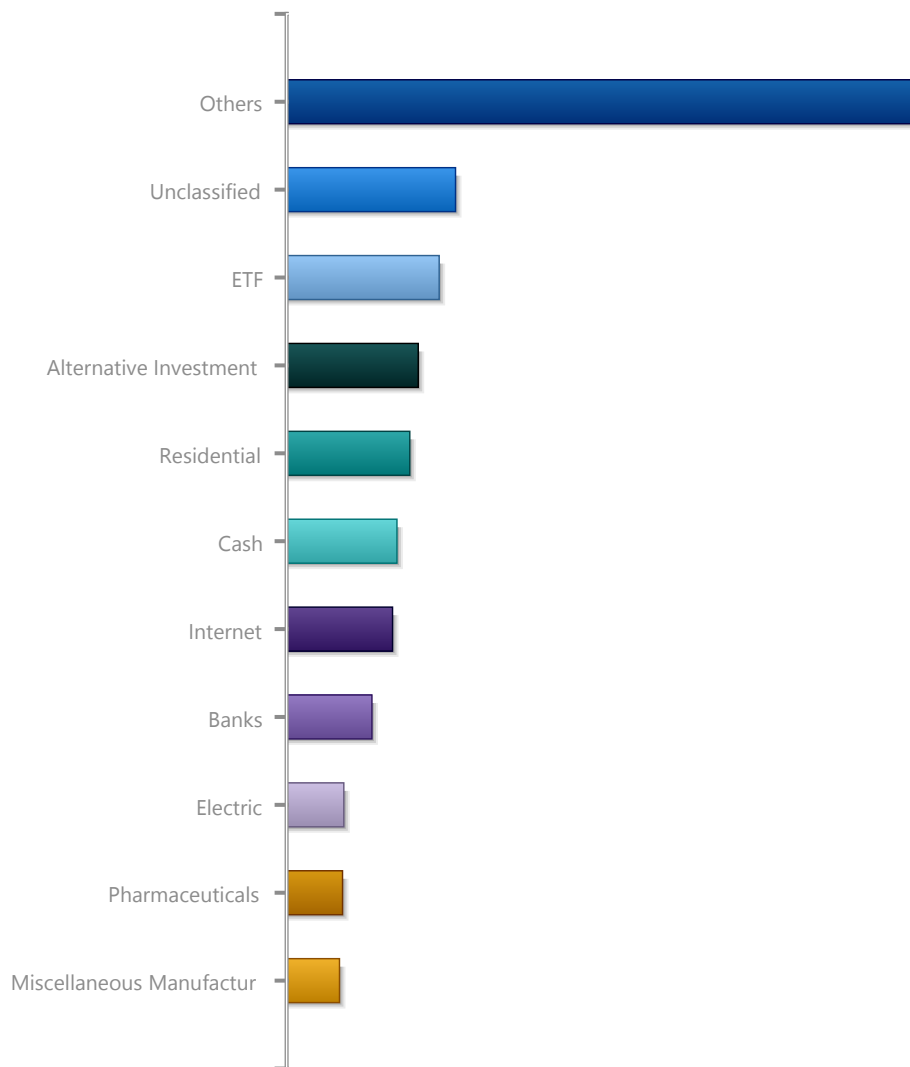
Geography	Value (USD)	% of Assets
China	575,618.48	1.41 %
Netherlands	486,359.98	1.19 %
Korea - the Republic of	456,639.29	1.12 %
Russian Federation	296,328.00	0.73 %
Unclassified	256,765.60	0.63 %
Indonesia	218,735.94	0.54 %
Malaysia	158,116.52	0.39 %
Ireland	135,004.27	0.33 %
Belgium	117,123.97	0.29 %
Philippines	107,849.00	0.26 %
Sweden	105,414.77	0.26 %
U.S.	55,520.00	0.14 %
Thailand	23,275.22	0.06 %
Taiwan (Province of China)	22,573.95	0.06 %
International	13,847.36	0.03 %
TOTAL ASSETS	40,711,289.15	100.00 %

ASSET ALLOCATION

BY INDUSTRY

canopy_demo

Reference Currency: USD



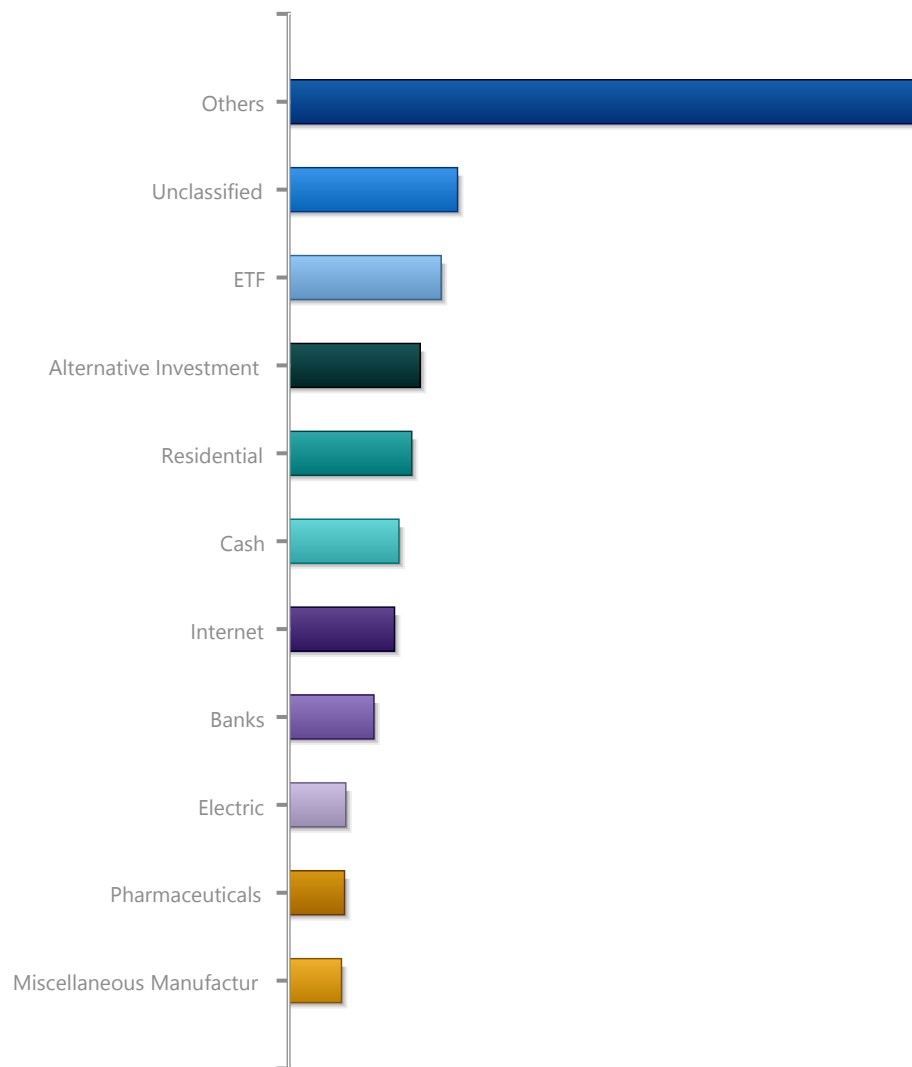
Industry	Value (USD)	% of Assets
Unclassified	4,106,680.00	10.09 %
ETF	3,708,800.02	9.11 %
Alternative Investment	3,200,000.00	7.86 %
Residential	2,994,658.66	7.36 %
Cash	2,682,727.51	6.59 %
Internet	2,575,531.11	6.33 %
Banks	2,074,560.22	5.10 %
Electric	1,390,918.49	3.42 %
Pharmaceuticals	1,359,658.66	3.34 %
Miscellaneous Manufactur	1,285,490.43	3.16 %
Insurance	1,211,384.55	2.98 %
FinTech	1,200,000.00	2.95 %
Telecommunications	1,177,162.65	2.89 %
Food	1,052,449.64	2.59 %
Auto Manufacturers	887,318.47	2.18 %
Transportation	815,550.00	2.00 %

ASSET ALLOCATION

BY INDUSTRY

canopy_demo

Reference Currency: USD



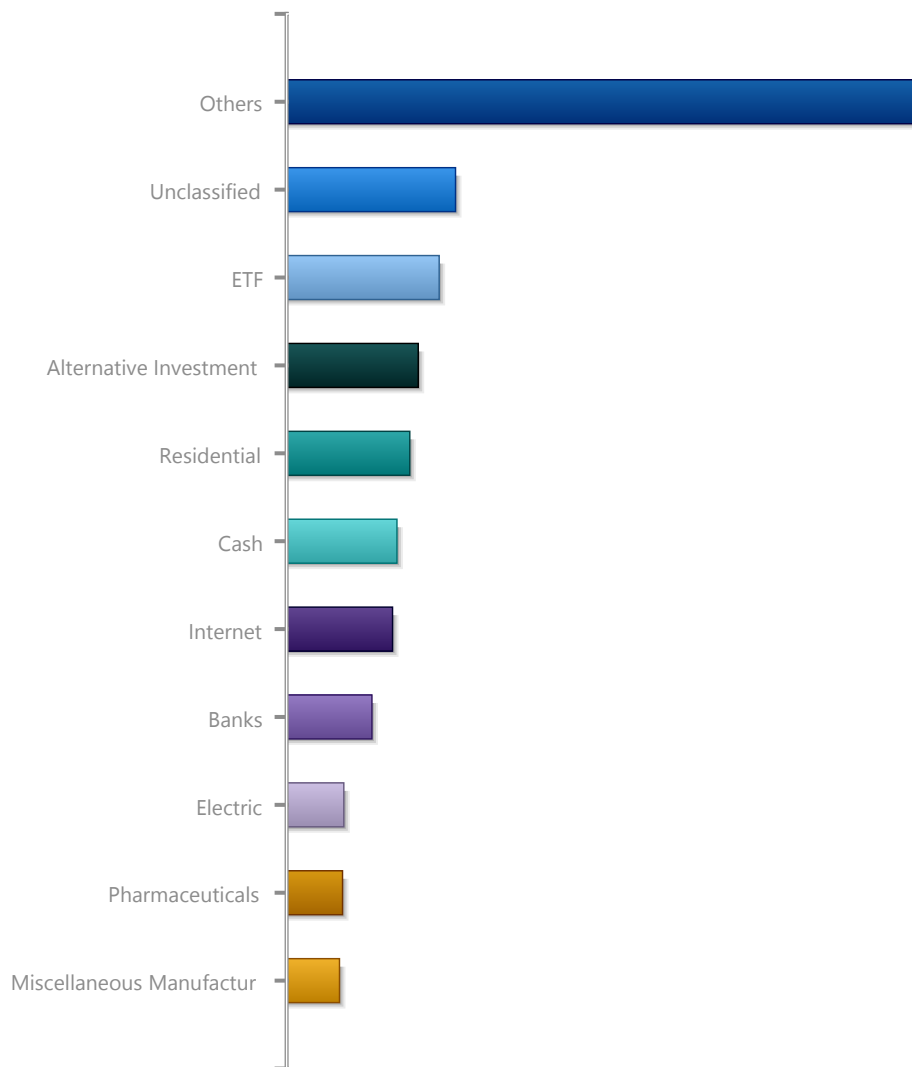
Industry	Value (USD)	% of Assets
Chemicals	757,320.35	1.86 %
Oil&Gas	614,536.00	1.51 %
Commercial Services	514,456.18	1.26 %
Real Estate	513,505.91	1.26 %
Open-End Fund	475,242.46	1.17 %
Cosmetics/Personal Care	469,640.40	1.15 %
Agriculture	462,628.60	1.14 %
Biotechnology	370,080.00	0.91 %
REITS	366,591.68	0.90 %
Semiconductors	339,887.11	0.83 %
Beverages	315,568.97	0.78 %
Mining	297,186.25	0.73 %
Sovereign	296,328.00	0.73 %
Airlines	292,350.00	0.72 %
Home Builders	283,908.66	0.70 %
Holding Companies-Divers	274,911.36	0.68 %

ASSET ALLOCATION

BY INDUSTRY

canopy_demo

Reference Currency: USD



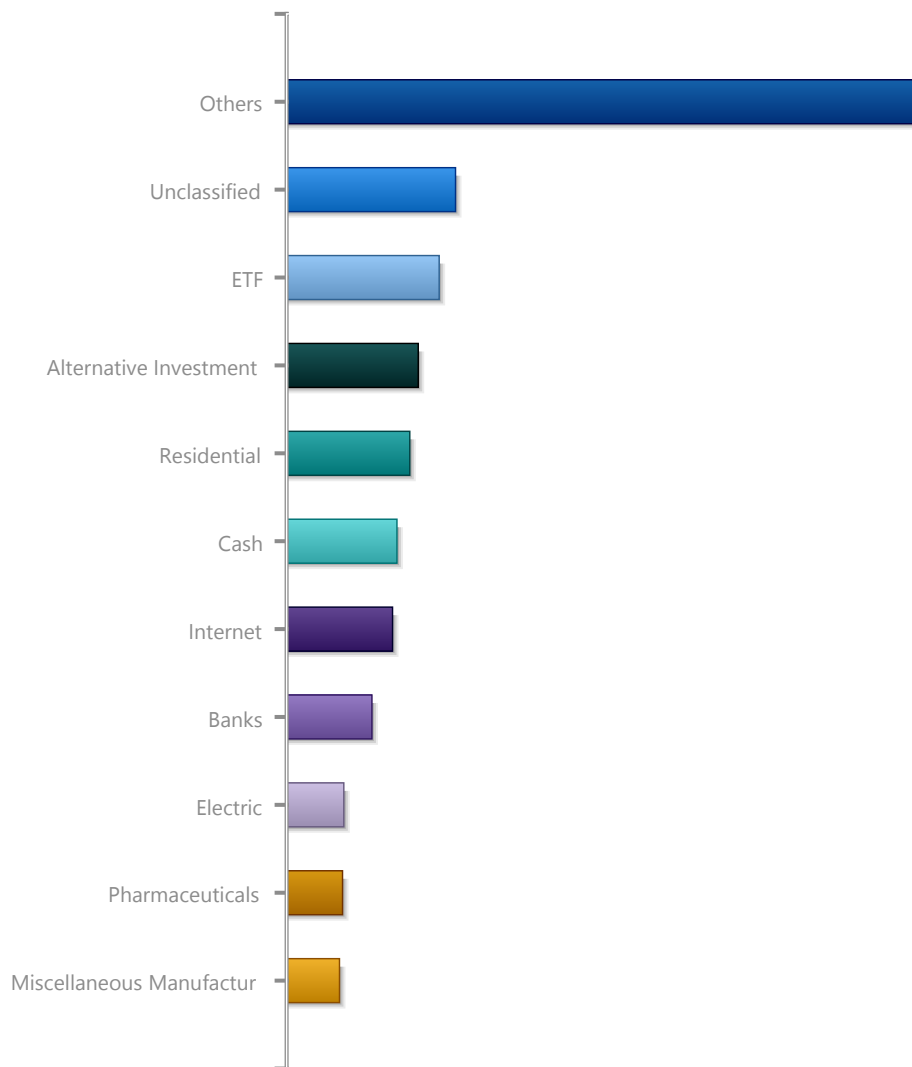
Industry	Value (USD)	% of Assets
Machinery-Constr&Mining	229,159.74	0.56 %
Investment Companies	214,225.60	0.53 %
Iron/Steel	208,548.80	0.51 %
Diversified Finan Serv	204,890.00	0.50 %
Reits	181,540.99	0.45 %
Phones	177,090.00	0.43 %
Environmental Control	176,365.81	0.43 %
Electronics	172,172.00	0.42 %
Shipbuilding	158,116.52	0.39 %
Equity Option	144,550.00	0.36 %
Future	131,550.00	0.32 %
Apparel	119,161.12	0.29 %
Software	110,570.72	0.27 %
Building Materials	56,628.28	0.14 %
Entertainment	47,833.04	0.12 %
Metal Fabricate/Hardware	22,573.95	0.06 %

ASSET ALLOCATION

BY INDUSTRY

canopy_demo

Reference Currency: USD



Industry	Value (USD)	% of Assets
Accumulator	11,205.60	0.03 %
Engineering&Construction	8,614.65	0.02 %
FX Forward	-30,540.00	-0.08 %
TOTAL ASSETS	40,711,289.15	100.00 %

PERFORMANCE

PERIOD: 16 Jan 2017 - 16 Jan 2018

canopy_demo

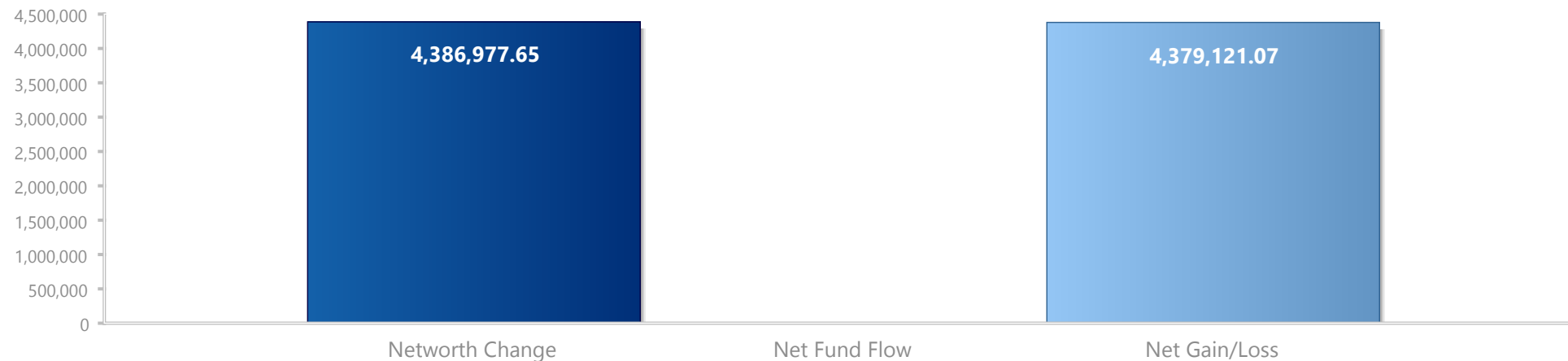
Reference Currency: USD



PERFORMANCE

canopy_demo

Reference Currency: USD



Start Date	End Date	CCY	Start Networth	End Networth	Net Fund Flow	Net Gain/Loss	Performance
16 Jan 2017	16 Jan 2018	USD	30,863,338.00	35,250,315.65	7,856.58	4,379,121.07	14.19%

Portfolio / Benchmark	1M	3M	6M	12M	Since Inception	Inception Date
canopy_demo	2.66%	3.10%	6.12%	14.19%	27.91%	31 Dec 2013
S&P 500 Index	4.13%	8.94%	13.30%	22.49%	50.74%	31 Dec 2013

HOLDINGS

AS OF 16-Jan-2018

canopy_demo

Reference Currency: USD

CCY	Account	Value in CCY	% of Assets	Value in USD
CASH (20)				
CENTRAL PROVIDENT FUND BOARD (1)				
SGD Cash	demo-cpf_cpfb01_sgd_01	210,100.00	0.39 %	159,003.68
Total Cash - Central Provident Fund Board				159,003.68
CREDIT SUISSE PRIVATE BANKING SINGAPORE (10)				
SEK Cash	demo_equity_managed_cssg01_sek_01	121,378.50	0.04 %	15,150.10
USD Cash	demo_equity_managed_cssg01_usd_01	16,158.75	0.04 %	16,158.75
SGD Cash	demo_equity_managed_cssg01_sgd_01	0.00	0.00 %	0.00
HKD Cash	demo_equity_managed_cssg01_hkd_01	19,300.92	0.01 %	2,467.04
GBP Cash	demo_equity_managed_cssg01_gbp_01	29,998.36	0.10 %	41,427.74
CNY Cash	demo_equity_managed-cny-01	1,972.44	0.00 %	306.34
CHF Cash	demo_equity_managed_cssg01_chf_01	38,897.25	0.10 %	40,418.13
JPY Cash	demo_equity_managed_cssg01_jpy_01	4,900,471.00	0.11 %	44,373.76
AUD Cash	demo_equity_managed_cssg01_aud_01	10,625.00	0.02 %	8,470.25

HOLDINGS

AS OF 16-Jan-2018

canopy_demo

Reference Currency: USD

CCY	Account	Value in CCY	% of Assets	Value in USD
CASH (20)				
CREDIT SUISSE PRIVATE BANKING SINGAPORE (10)				
EUR Cash	demo_equity_managed_cssg01_eur_01	40,975.80	0.12 %	50,285.50
Total Cash - Credit Suisse Private Banking Singapore				219,057.62
DBS SINGAPORE (2)				
USD Cash	demo_fixed_income_dbsg01_usd_01	694,281.79	1.71 %	694,281.79
SGD Cash	demo_fixed_income_dbsg01_sgd_01	828,862.50	1.54 %	627,283.14
Total Cash - DBS Singapore				1,321,564.93
DEUTSCHE BANK SINGAPORE (1)				
USD Cash	demo_equity_small_desg01_usd_01	313,787.60	0.77 %	313,787.60
Total Cash - Deutsche Bank Singapore				313,787.60
INTERACTIVE BROKERS (1)				
USD Cash	canopy_demo332-ibkr-01-usd-01	837,250.39	2.06 %	837,250.39
Total Cash - Interactive Brokers				837,250.39

HOLDINGS

AS OF 16-Jan-2018

canopy_demo

Reference Currency: USD

CCY	Account	Value in CCY	% of Assets	Value in USD
CASH (20)				
PHYSICAL ASSET (1)				
USD Cash	canopy_demo-phyasset-01-usd-01	-1,100,000.00	-2.70 %	-1,100,000.00
Total Cash - Physical Asset				-1,100,000.00
PRIVATE CUSTODIAN (1)				
USD Cash	canopy_demo332-pvtc-01-usd-01	393,755.75	0.97 %	393,755.75
Total Cash - Private Custodian				393,755.75
REAL ESTATE (3)				
GBP Cash	canopy_demo332-rere-01-gbp-01	381,020.00	1.29 %	526,188.62
SGD Cash	demo-realestate_rere01_sgd_01	-43,100.00	-0.08 %	-32,618.08
HKD Cash	canopy_demo332-rere-01-hkd-01	350,000.00	0.11 %	44,737.00
Total Cash - Real Estate				538,307.54
LOAN (8)				
DBS SINGAPORE (5)				
USD Loan	LoanRef_demo_fixed_income_dbsg01_usd_01_2939512	675.06	0.00 %	675.06

HOLDINGS

AS OF 16-Jan-2018

canopy_demo

Reference Currency: USD

CCY	Account	Value in CCY	% of Assets	Value in USD
LOAN (8)				
DBS SINGAPORE (5)				
USD Loan	LoanRef_demo_fixed_income_dbsg01_usd_01_3144975	673.38	0.00 %	673.38
USD Loan	LoanRef_demo_fixed_income_dbsg01_usd_01_9511672	-541,402.09	-1.33 %	-541,402.09
SGD Loan	LoanRef_demo_fixed_income_dbsg01_sgd_01_7623625	-1,119,038.36	-2.08 %	-846,888.23
USD Loan	LoanRef_demo_fixed_income_dbsg01_usd_01_3510214	671.70	0.00 %	671.70
Total Loan - DBS Singapore				-1,386,270.18
REAL ESTATE (3)				
HKD Loan	LoanRef_canopy_demo332-rere-01-hkd-01_PFLHK	-10,850,000.00	-3.41 %	-1,386,847.00
SGD Loan	LoanRef_demo-realestate_rere01_sgd_01_DBS30Y_BB+1.20	-2,716,000.00	-5.05 %	-2,055,468.80
GBP Loan	LoanRef_canopy_demo332-rere-01-gbp-01_600000	-457,920.00	-1.55 %	-632,387.52
Total Loan - Real Estate				-4,074,703.32

HOLDINGS

AS OF 16-Jan-2018

canopy_demo

Reference Currency: USD

CCY	Quantity	Name	Clean Price Dirty Price	Cost Price	Unrealized Profit	Market Value	Value in USD
BOND (23)							
DBS SINGAPORE (23)							
USD	500,000.000	UBS GROUP AG_7.125_Perpetual CH0271428317	106.48 112.97	103.97	12,542.50	564,851.00	564,851.00
SGD	250,000.000	FCL TREASURY PTE LTD_4.88_Perpetual SG6TA0000005	101.42 102.97	100.00	3,560.00	257,437.25	194,828.51
USD	250,000.000	RUSSIAN FEDERATION_5.875_2043-09-16 XS0971721963	116.56 118.53	97.89	46,666.25	296,328.00	296,328.00
SGD	250,000.000	OVERSEA EDUCATION_5.2_2019-04-17 SG6PI0000006	100.69 102.01	100.00	1,720.00	255,032.25	193,008.41
USD	200,000.000	TML HOLDINGS PTE LTD_5.75_2021-05-07 XS1062931396	105.61 106.73	100.00	11,223.00	213,459.20	213,459.20
USD	300,000.000	SUMITOMO LIFE INSUR_6.5_2073-09-20 USJ77549AA18	112.51 114.62	108.22	12,870.30	343,863.00	343,863.00
SGD	250,000.000	HYFLUX LTD_4.25_2018-09-07 SG6Q70974010	91.67 93.22	100.73	-22,643.25	233,041.50	176,365.81
USD	200,000.000	NWD MTN LTD_5.25_2021-02-26 XS1037253645	105.06 107.11	99.45	11,213.00	214,225.60	214,225.60
USD	200,000.000	THETA CAPITAL PTE LTD_7.0_2022-04-11 XS1054375446	103.55 105.41	100.10	6,895.00	210,828.40	210,828.40
USD	250,000.000	BHP BILLITON FIN USA LTD_6.75_2075-10-19 USQ12441AB91	117.22 118.87	92.20	62,561.25	297,186.25	297,186.25

HOLDINGS

AS OF 16-Jan-2018

canopy_demo

Reference Currency: USD

CCY	Quantity	Name	Clean Price Dirty Price	Cost Price	Unrealized Profit	Market Value	Value in USD
BOND (23)							
DBS SINGAPORE (23)							
USD	200,000.000	KOREAN REINSURANCE_4.5_2044-10-21 XS1120935918	100.79 101.87	99.60	2,381.00	203,731.00	203,731.00
SGD	250,000.000	NAM CHEONG LTD_5.05_2019-08-26 SG6SE6000003	81.73 83.57	100.00	-45,672.50	208,927.75	158,116.52
SGD	250,000.000	SABANA SUKUK PTE LTD_4.25_2019-04-03 SG6TD3000006	95.92 95.95	100.10	-10,457.50	239,879.75	181,540.99
USD	200,000.000	PCCW CAPITAL NO 4 LTD_5.75_2022-04-17 XS0766460157	108.29 109.73	102.48	11,606.80	219,450.00	219,450.00
USD	200,000.000	TATA MOTORS LTD_4.625_2020-04-30 XS1121907676	102.62 103.61	97.79	9,659.00	207,212.40	207,212.40
USD	300,000.000	NTPC LTD_4.75_2022-10-03 XS0835676353	106.44 107.82	98.60	23,529.00	323,445.60	323,445.60
USD	200,000.000	CLP POWER HK FINANCE LTD_4.25_Perpetual XS1064021246	101.84 102.67	100.10	3,483.00	205,335.80	205,335.80
SGD	500,000.000	EZION HOLDINGS LTD_7.0_Perpetual SG6UH9000009	82.67 84.95	100.00	-86,665.00	424,746.00	321,447.77
USD	200,000.000	HAITONG INTL FIN 2014_3.99_2019-09-11 XS1107172535	101.05 102.45	98.91	4,279.00	204,890.00	204,890.00
USD	200,000.000	EMIRATES NBD TIER 1_5.75_Perpetual XS0935833292	101.69 102.44	98.35	6,685.00	204,886.40	204,886.40

HOLDINGS

AS OF 16-Jan-2018

canopy_demo

Reference Currency: USD

CCY	Quantity	Name	Clean Price Dirty Price	Cost Price	Unrealized Profit	Market Value	Value in USD
BOND (23)							
DBS SINGAPORE (23)							
USD	200,000.000	CGN MEIYA POWER HOLDINGS_4.0_2018-08-19 XS0945673191	100.41 102.05	99.06	2,703.40	204,102.80	204,102.80
USD	500,000.000	AHB TIER 1 SUKUK LTD_5.5_Perpetual XS1073217561	101.35 101.61	100.00	6,737.50	508,036.00	508,036.00
USD	200,000.000	ABJA INVESTMENT CO_4.85_2020-01-31 XS1092182606	102.02 104.27	100.10	3,849.00	208,548.80	208,548.80
Total Bond - DBS Singapore							5,855,688.26

HOLDINGS

AS OF 16-Jan-2018

canopy_demo

Reference Currency: USD

CCY	Quantity	Name	Cost Price	Mkt Price	Unrealized Profit	Market Value	Value in USD
-----	----------	------	------------	-----------	-------------------	--------------	--------------

DERIVATIVE (8)

INTERACTIVE BROKERS (8)

USD	2,000.000	Purchase of United Continental Holdings, Inc. Jan 17 2020 80.00 Put EQUITYOPTION_UAL_US_2019-01-18_00080000	23.30	23.30	0.00	46,600.00	46,600.00
USD	1,000.000	Purchase of Apple Inc. Jan 17 2020 140.00 Call EQUITYOPTION_AAPL_US_2019-01-18_00140000	42.60	42.60	0.00	42,600.00	42,600.00
USD	2,000,000.000	FFX: Sell JPY and Buy USD FXFORWARD_JPY/USD_0.009_023145	0.00	0.00	2,460.00	2,460.00	2,460.00
USD	5,000,000.000	FFX: Sell CHN and Buy USD FXFORWARD_CHN/USD_0.15_022517	0.00	-0.01	-28,500.00	-28,500.00	-28,500.00
USD	100.000	Purchase of Gold Aug '19 (GCQ19) FUTURE_GOLD_2019-08-15_GCQ19	1,315.50	1,315.50	0.00	131,550.00	131,550.00
USD	1,000,000.000	FFX: Sell GBP and Buy USD FXFORWARD_GBP/USD_1.2834_01234	0.00	0.00	-4,500.00	-4,500.00	-4,500.00
USD	1,800.000	Purchase of J P Morgan Chase & Co Jan 17 202080.00 Call EQUITYOPTION_JPM_US_2019-01-18_81996770	30.75	30.75	0.00	55,350.00	55,350.00
USD	600,000.000	FX Accumulator 2Q ACCUMULATOR_EUR/USD_2017-06-27_1.040_FX_DEMO	0.00	0.02	11,205.60	11,205.60	11,205.60

Total Derivative - Interactive Brokers

256,765.60

HOLDINGS

AS OF 16-Jan-2018

canopy_demo

Reference Currency: USD

CCY	Quantity	Name	Cost Price	Mkt Price	Unrealized Profit	Market Value	Value in USD
-----	----------	------	------------	-----------	-------------------	--------------	--------------

DIRECT INVESTMENT (1)

PRIVATE CUSTODIAN (1)

USD	8,000.000	FinTech Company EQ1641681246	88.75	150.00	490,000.00	1,200,000.00	1,200,000.00
-----	-----------	--	-------	--------	------------	--------------	--------------

Total Direct Investment - Private Custodian

1,200,000.00

EQUITY (88)

CREDIT SUISSE PRIVATE BANKING SINGAPORE (74)

TWD	2,000.000	CATCHER TECHNOLOGY CO LTD 2474_TT	339.00	333.50	-11,000.00	667,000.00	22,573.95
-----	-----------	---	--------	--------	------------	------------	-----------

EUR	400.000	LVMH MOET HENNESSY LOUIS VUI MC_FP	227.10	242.75	6,260.00	97,100.00	119,161.12
-----	---------	--	--------	--------	----------	-----------	------------

HKD	5,000.000	AIA GROUP LTD 1299_HK	45.45	67.30	109,250.00	336,500.00	43,011.43
-----	-----------	---------------------------------	-------	-------	------------	------------	-----------

EUR	700.000	BAYER AG-REG BAYN_GR	106.66	104.22	-1,710.10	72,954.00	89,529.15
-----	---------	--------------------------------	--------	--------	-----------	-----------	-----------

CHF	8,825.000	ABB LTD-REG ABBN_VX	19.22	24.99	50,926.09	220,536.75	229,159.74
-----	-----------	-------------------------------	-------	-------	-----------	------------	------------

EUR	1,000.000	SOFTBANK GROUP CORP SFT_GR	68.00	69.00	1,000.00	69,000.00	84,676.80
-----	-----------	--------------------------------------	-------	-------	----------	-----------	-----------

SGD	10,000.000	KEPPEL CORP LTD KEP_SP	7.37	8.12	7,500.00	81,200.00	61,452.16
-----	------------	----------------------------------	------	------	----------	-----------	-----------

HOLDINGS

AS OF 16-Jan-2018

canopy_demo

Reference Currency: USD

CCY	Quantity	Name	Cost Price	Mkt Price	Unrealized Profit	Market Value	Value in USD
EQUITY (88)							
CREDIT SUISSE PRIVATE BANKING SINGAPORE (74)							
EUR	600.000	ASML HOLDING NV ASML_NA	138.60	151.80	7,920.00	91,080.00	111,773.38
GBP	3,300.000	BRITISH AMERICAN TOBACCO PLC BATS_LN	31.09	50.15	62,900.12	165,495.00	228,548.60
EUR	1,000.000	BAYERISCHE MOTOREN WERKE AG BMW_GR	78.99	89.57	10,577.00	89,570.00	109,920.30
EUR	5,000.000	Tencent Holdings Ltd 700EUR_EU	28.10	46.48	91,905.00	232,405.00	285,207.42
JPY	150.000	Hankyu Reit Inc 8977_JP	145,000.00	134,000.00	-1,650,000.00	20,100,000.00	182,005.50
HKD	5,000.000	SUNNY OPTICAL TECH 2382_HK	41.05	107.60	332,750.00	538,000.00	68,767.16
SGD	10,000.000	VENTURE CORP LTD VMS_SP	12.64	22.75	101,100.00	227,500.00	172,172.00
HKD	1,000.000	Tencent Holdings Ltd 700_HK	228.20	433.20	205,000.00	433,200.00	55,371.62
USD	4,300.000	COCA-COLA CO/THE KO_US	37.23	46.15	38,374.92	198,445.00	198,445.00
USD	3,100.000	Kraft Foods Group Inc KRFT_US	54.13	88.19	105,592.80	273,389.00	273,389.00

HOLDINGS

AS OF 16-Jan-2018

canopy_demo

Reference Currency: USD

CCY	Quantity	Name	Cost Price	Mkt Price	Unrealized Profit	Market Value	Value in USD
EQUITY (88)							
CREDIT SUISSE PRIVATE BANKING SINGAPORE (74)							
SGD	10,000.000	STARHUB LTD STH_SP	2.71	2.92	2,100.00	29,200.00	22,098.56
KRW	100.000	SAMSUNG ELECTRONICS CO LTD 005930_KS	2,095,000.00	2,427,000.00	33,200,000.00	242,700,000.00	228,113.73
INR	1,000.000	MARUTI SUZUKI INDIA LTD MSIL_IN	6,158.90	9,358.45	3,199,550.00	9,358,450.00	147,292.64
EUR	3,690.000	KONINKLIJKE DSM NV DSM_NA	49.28	82.72	123,390.39	305,236.80	374,586.60
EUR	1,000.000	DAIMLER AG-REGISTERED SHARES DAI_GR	71.11	73.95	2,836.00	73,950.00	90,751.44
EUR	500.000	SIEMENS AG-REG SIE_GY	118.70	122.10	1,700.00	61,050.00	74,920.56
EUR	10,700.000	DEUTSCHE TELEKOM AG-REG DTE_GR	11.44	14.54	33,141.80	155,524.50	190,859.67
USD	6,000.000	PFIZER INC PFE_US	29.33	36.54	43,280.70	219,240.00	219,240.00
EUR	1,500.000	ALLIANZ SE-REG ALV_IM	170.60	202.40	47,700.00	303,600.00	372,577.92
EUR	2,155.000	SIEMENS AG-REG SIE_GR	102.94	122.64	42,450.82	264,289.20	324,335.71

HOLDINGS

AS OF 16-Jan-2018

canopy_demo

Reference Currency: USD

CCY	Quantity	Name	Cost Price	Mkt Price	Unrealized Profit	Market Value	Value in USD
EQUITY (88)							
CREDIT SUISSE PRIVATE BANKING SINGAPORE (74)							
AUD	2,000.000	CARSALES.COM LTD CAR_AU	11.37	14.13	5,520.00	28,260.00	22,528.87
EUR	1,000.000	Allianz Se-Reg ALV_GR	185.04	202.25	17,211.00	202,250.00	248,201.20
JPY	2,500.000	HEIWA CORP 6412_JP	2,400.00	2,113.00	-717,500.00	5,282,500.00	47,833.04
EUR	500.000	L'OREAL OR_FP	181.95	184.45	1,250.00	92,225.00	113,178.52
JPY	14,800.000	SEKISUI HOUSE LTD 1928_JP	1,348.11	2,118.50	11,401,709.00	31,353,800.00	283,908.66
EUR	1,000.000	BNP PARIBAS BNP_FP	59.35	67.53	8,180.00	67,530.00	82,872.82
USD	6,905.000	GENERAL ELECTRIC CO GE_US	27.39	18.76	-59,577.48	129,537.80	129,537.80
EUR	10,745.000	Royal Dutch Shell Plc-A Shs RDSA_NA	24.87	28.98	44,159.17	311,336.38	382,072.00
USD	5,800.000	AT&T INC T_US	33.36	36.90	20,536.88	214,020.00	214,020.00
SEK	14,985.000	ERICSSON LM-B SHS ERICB_SS	80.60	56.36	-363,285.04	844,554.60	105,414.77

HOLDINGS

AS OF 16-Jan-2018

canopy_demo

Reference Currency: USD

CCY	Quantity	Name	Cost Price	Mkt Price	Unrealized Profit	Market Value	Value in USD
EQUITY (88)							
CREDIT SUISSE PRIVATE BANKING SINGAPORE (74)							
EUR	1,950.000	SANOFI SAN_FP	76.65	73.20	-6,718.87	142,740.00	175,170.53
THB	10,000.000	CH. KARNCHANG PUBLIC CO LTD CK_TB	28.75	27.50	-12,500.00	275,000.00	8,614.65
USD	4,010.000	DOW CHEMICAL CO/THE DOW_US	46.04	66.65	82,642.78	267,266.50	267,266.50
IDR	10,000.000	SEMEN INDONESIA PERSERO TBK SMGR_IJ	9,300.00	10,525.00	12,250,000.00	105,250,000.00	7,907.54
EUR	5,500.000	EUTELSAT COMMUNICATIONS ETL_EU	24.16	19.01	-28,356.77	104,527.50	128,276.15
CHF	700.000	Roche Holding Ag-Genusschein ROG_VX	262.51	234.40	-19,679.17	164,080.00	170,495.53
EUR	1,500.000	Tencent Holdings Ltd NNND_GR	43.10	45.80	4,050.00	68,700.00	84,308.64
INR	5,000.000	HDFC BANK LIMITED HDFCB_IN	1,322.20	1,897.75	2,877,750.00	9,488,750.00	149,343.44
USD	4,470.000	CMS ENERGY CORP CMS_US	26.74	44.01	77,208.05	196,724.70	196,724.70
USD	2,100.000	PROCTER & GAMBLE CO/THE PG_US	79.32	89.61	21,599.27	188,181.00	188,181.00

HOLDINGS

AS OF 16-Jan-2018

canopy_demo

Reference Currency: USD

CCY	Quantity	Name	Cost Price	Mkt Price	Unrealized Profit	Market Value	Value in USD
EQUITY (88)							
CREDIT SUISSE PRIVATE BANKING SINGAPORE (74)							
USD	1,860.000	AMERICAN ELECTRIC POWER AEP_US	48.30	67.46	35,638.44	125,475.60	125,475.60
USD	3,197.000	MERCK & CO. INC. MRK_US	60.00	58.66	-4,277.69	187,536.02	187,536.02
USD	3,300.000	ABBVIE INC ABBV_US	61.62	100.34	127,779.87	331,122.00	331,122.00
USD	1,780.000	EVERSOURCE ENERGY ES_US	52.54	61.35	15,681.80	109,203.00	109,203.00
EUR	1,000.000	SAP SE SAP_GR	89.15	90.10	950.00	90,100.00	110,570.72
EUR	500.000	VOLKSWAGEN AG-PREF VOW3_GY	161.90	179.90	9,000.00	89,950.00	110,386.64
EUR	1,000.000	VOLKSWAGEN AG VOW_GR	137.60	180.70	43,104.00	180,700.00	221,755.04
USD	1,500.000	Sina Corp SINA_US	92.14	113.00	31,290.00	169,500.00	169,500.00
USD	2,240.000	PHILIP MORRIS INTERNATIONAL PM_US	86.52	104.50	40,269.50	234,080.00	234,080.00
USD	4,095.000	VERIZON COMMUNICATIONS INC VZ_US	49.09	51.86	11,333.80	212,366.70	212,366.70

HOLDINGS

AS OF 16-Jan-2018

canopy_demo

Reference Currency: USD

CCY	Quantity	Name	Cost Price	Mkt Price	Unrealized Profit	Market Value	Value in USD
EQUITY (88)							
CREDIT SUISSE PRIVATE BANKING SINGAPORE (74)							
KRW	200.000	COM2US CORP 078340_KS	124,700.00	131,900.00	1,440,000.00	26,380,000.00	24,794.56
USD	1,173.000	DUKE ENERGY CORP DUK_US	68.36	78.90	12,367.53	92,549.70	92,549.70
USD	2,000.000	Alibaba Group Holding-Sp Adr BABA_US	107.25	187.79	161,080.00	375,580.00	375,580.00
EUR	1,000.000	BASF SE BAS_GR	88.08	94.09	6,010.00	94,090.00	115,467.25
EUR	5,000.000	NATIONAL AUSTRALIA BANK LTD NAL_GR	22.74	19.00	-18,695.00	95,000.00	116,584.00
EUR	600.000	Bayer Ag-Reg BAYN_GY	117.65	104.50	-7,890.00	62,700.00	76,945.44
USD	1,740.000	CHEVRON CORP CVX_US	115.94	133.60	30,722.26	232,464.00	232,464.00
CHF	2,495.000	Nestle Sa-Reg NESN_VX	66.71	83.45	41,773.79	208,207.75	216,348.67
EUR	1,400.000	UNILEVER NV-CVA UNA_NA	48.30	45.79	-3,514.00	64,106.00	78,670.88
GBP	7,300.000	SSE PLC SSE_LN	13.83	13.30	-3,856.96	97,090.00	134,081.29

HOLDINGS

AS OF 16-Jan-2018

canopy_demo

Reference Currency: USD

CCY	Quantity	Name	Cost Price	Mkt Price	Unrealized Profit	Market Value	Value in USD
-----	----------	------	------------	-----------	-------------------	--------------	--------------

EQUITY (88)

CREDIT SUISSE PRIVATE BANKING SINGAPORE (74)

CNY	10,000.000	ANHUI CONCH CEMENT CO LTD-A 600585_CH	14.11	31.37	172,650.00	313,700.00	48,720.75
PHP	5,000.000	AYALA CORPORATION AC_PM	731.50	1,085.00	1,767,500.00	5,425,000.00	107,849.00
EUR	1,000.000	Anheuser-Busch Inbev Sa/Nv 14352EUR_EU	105.55	95.44	-10,110.00	95,440.00	117,123.97
USD	1,000.000	BAIDU INC - SPON ADR BIDU_US	164.47	253.04	88,570.00	253,040.00	253,040.00
AUD	8,100.000	WOOLWORTHS LTD WOW_AU	33.45	27.25	-50,253.41	220,725.00	175,961.97
THB	2,000.000	KASIKORNBANK PCL KBANK_TB	222.00	234.00	24,000.00	468,000.00	14,660.57
JPY	150.000	Japan Excellent Inc 8987_JP	137,800.00	135,900.00	-285,000.00	20,385,000.00	184,586.18
Total Equity - Credit Suisse Private Banking Singapore							11,563,221.43

DEUTSCHE BANK SINGAPORE (3)

USD	3,000.000	GENERAL ELECTRIC CO GE_US	27.50	18.76	-26,220.00	56,280.00	56,280.00
USD	3,000.000	PFIZER INC PFE_US	30.46	36.54	18,240.00	109,620.00	109,620.00

HOLDINGS

AS OF 16-Jan-2018

canopy_demo

Reference Currency: USD

CCY	Quantity	Name	Cost Price	Mkt Price	Unrealized Profit	Market Value	Value in USD
-----	----------	------	------------	-----------	-------------------	--------------	--------------

EQUITY (88)

DEUTSCHE BANK SINGAPORE (3)

USD	1,000.000	PROCTER & GAMBLE CO/THE PG_US	80.54	89.61	9,070.00	89,610.00	89,610.00
-----	-----------	---	-------	-------	----------	-----------	-----------

Total Equity - Deutsche Bank Singapore

255,510.00

INTERACTIVE BROKERS (9)

USD	3,000.000	CITIGROUP INC C_US	41.00	76.84	107,520.00	230,520.00	230,520.00
USD	1,000.000	AMAZON.COM INC AMZN_US	620.00	1,305.20	685,200.00	1,305,200.00	1,305,200.00
USD	1,000.000	Apple Inc AAPL_US	141.05	177.09	36,040.00	177,090.00	177,090.00
USD	2,000.000	AMGEN INC AMGN_US	140.00	185.04	90,080.00	370,080.00	370,080.00
USD	5,000.000	KRAFT HEINZ CO/THE KHC_US	78.00	77.35	-3,250.00	386,750.00	386,750.00
USD	5,000.000	AMERICAN AIRLINES GROUP INC AAL_US	34.00	58.47	122,350.00	292,350.00	292,350.00
USD	33,670.000	GENERAL ELECTRIC CO GE_US	29.70	18.76	-368,349.80	631,649.20	631,649.20
USD	3,000.000	FEDEX CORP FDX_US	131.00	271.85	422,550.00	815,550.00	815,550.00

HOLDINGS

AS OF 16-Jan-2018

canopy_demo

Reference Currency: USD

CCY	Quantity	Name	Cost Price	Mkt Price	Unrealized Profit	Market Value	Value in USD
-----	----------	------	------------	-----------	-------------------	--------------	--------------

EQUITY (88)

INTERACTIVE BROKERS (9)

USD	1,800.000	JPMORGAN CHASE & CO JPM_US	84.40	112.67	50,886.00	202,806.00	202,806.00
-----	-----------	--	-------	--------	-----------	------------	------------

Total Equity - Interactive Brokers

4,411,995.20

PRIVATE CUSTODIAN (2)

USD	250,000.000	Asia Private Equity Fund 1 - Commitment EQ2535472200	0.00	0.00	0.00	0.00	0.00
USD	750,000.000	Asia Private Equity Fund 2 - Commitment EQ1952346624	0.00	0.00	0.00	0.00	0.00

Total Equity - Private Custodian

0.00

FUND (24)

CREDIT SUISSE PRIVATE BANKING SINGAPORE (14)

JPY	1,000.000	Nomura Banks Index Etf 1615_JP	195.00	226.00	31,000.00	226,000.00	2,046.43
JPY	1,000.000	Nomura Etf - Nikkei 225 1321_JP	19,640.00	24,370.00	4,730,000.00	24,370,000.00	220,670.35
EUR	3,000.000	ISHARES CORE DAX UCITS ETF D DAXEX_EU	106.60	114.29	23,058.00	342,870.00	420,770.06

HOLDINGS

AS OF 16-Jan-2018

canopy_demo

Reference Currency: USD

CCY	Quantity	Name	Cost Price	Mkt Price	Unrealized Profit	Market Value	Value in USD
FUND (24)							
CREDIT SUISSE PRIVATE BANKING SINGAPORE (14)							
EUR	3,000.000	ISHARES CORE EURO CORP BOND IEAC_LN	131.22	130.12	-3,300.00	390,360.00	479,049.79
EUR	3,000.000	Ishares Core Dax Ucits Etf D DAXEX_IM	106.57	114.38	23,430.00	343,140.00	421,101.41
EUR	3,000.000	ISHARES EURO STOXX50 UCITS D SX5EEX_GR	35.73	35.94	621.00	107,820.00	132,316.70
CNY	1,000.000	ISHARES MSCI CH A INTL ETF-R 83162_HK	6.36	6.36	0.00	6,360.00	987.77
EUR	3,000.000	Lyx Etf Eurostoxx 50 Dr MSE_FP	34.88	35.21	990.00	105,615.00	129,610.73
AUD	1,000.000	Betashares Aus High Interest AAA_AU	50.07	50.13	60.00	50,130.00	39,963.64
EUR	3,000.000	Ishares Euro Stoxx 50 Ucits EUN2_GY	36.39	36.67	855.00	110,010.00	135,004.27
EUR	3,000.000	ISHARES EURO HY CORP BND IHYG_LN	107.05	107.57	1,560.00	322,710.00	396,029.71
AUD	1,000.000	SPDR S&P EMERGING MARKETS FD WEMG_AU	17.37	17.37	0.00	17,370.00	13,847.36
EUR	3,000.000	ISHARES EURO CORP BND LC IBCX_LN	136.20	135.58	-1,875.00	406,725.00	499,132.92

HOLDINGS

AS OF 16-Jan-2018

canopy_demo

Reference Currency: USD

CCY	Quantity	Name	Cost Price	Mkt Price	Unrealized Profit	Market Value	Value in USD
FUND (24)							
CREDIT SUISSE PRIVATE BANKING SINGAPORE (14)							
EUR	3,000.000	Ishares Euro Stoxx50 Ucits D SX5EEX_GY	35.74	36.04	900.00	108,120.00	132,684.86
Total Fund - Credit Suisse Private Banking Singapore							3,023,216.02
GREAT EASTERN LIFE (4)							
SGD	100,000.000	Gel Greatlink China Growth GELCHGR_SP	1.00	1.60	59,800.00	160,200.00	121,239.36
SGD	130,000.000	Gel Greatlink Global Equity GELGROW_SP	0.76	1.20	57,720.00	156,390.00	118,355.95
SGD	127,000.000	Greatlink Global Real Estate GELREAL_SP	0.79	0.86	9,144.00	109,220.00	82,657.70
SGD	70,000.000	Gel Greatlink Global Bond GELGLBF_SP	1.43	1.61	12,390.00	112,420.00	85,079.46
Total Fund - Great Eastern Life							407,332.46
INTERACTIVE BROKERS (3)							
USD	5,400.000	SPDR GOLD SHARES GLD_US	115.21	126.96	63,426.00	685,584.00	685,584.00
USD	2,000.000	Vanguard Mid Cap Growth VMGRX_US	22.90	27.76	9,720.00	55,520.00	55,520.00

HOLDINGS

AS OF 16-Jan-2018

canopy_demo

Reference Currency: USD

CCY	Quantity	Name	Cost Price	Mkt Price	Unrealized Profit	Market Value	Value in USD
FUND (24)							
INTERACTIVE BROKERS (3)							
USD	1,000.000	Pimco Income Fund-Ins PIMIX_US	12.07	12.39	320.00	12,390.00	12,390.00
Total Fund - Interactive Brokers							753,494.00
PRIVATE CUSTODIAN (3)							
USD	20,000.000	Global Macro Hedge Fund FF2431631220	100.00	110.00	200,000.00	2,200,000.00	2,200,000.00
USD	500.000	Asia Private Equity Fund 2 FF2382411710	1,000.00	1,000.00	0.00	500,000.00	500,000.00
USD	500.000	Asia Private Equity Fund 1 FF1932321494	1,000.00	1,000.00	0.00	500,000.00	500,000.00
Total Fund - Private Custodian							3,200,000.00
NON-FINANCIAL ASSET (1)							
PHYSICAL ASSET (1)							
USD	1.000	Botero Bronze Sculpture "Horse" OT5622149927	1,100,000.00	1,100,000.00	0.00	1,100,000.00	1,100,000.00
Total Non-Financial Asset - Physical Asset							1,100,000.00

HOLDINGS

AS OF 16-Jan-2018

canopy_demo

Reference Currency: USD

CCY	Quantity	Name	Cost Price	Mkt Price	Unrealized Profit	Market Value	Value in USD
PROPERTY (1)							
REAL ESTATE (1)							
GBP	1.000	Mansion House London RT6713920822	600,000.00	650,000.00	50,000.00	650,000.00	897,650.00
Total Property - Real Estate							897,650.00
REAL ESTATE (2)							
REAL ESTATE (2)							
HKD	1.000	Pok Fu Lam House Hong Kong RT2063239237	15,500,000.00	16,500,000.00	1,000,000.00	16,500,000.00	2,109,030.00
SGD	1.000	Property: The Sail @ Marina Bay Unit 68-02 3BR 1991sqft Property_TheSail@MarinaBay-68-02	3,982,000.00	3,957,001.40	-24,998.60	3,957,001.40	2,994,658.66
Total Real Estate - Real Estate							5,103,688.66

TRANSACTIONS

16 Jan 2017 - 16 Jan 2018

canopy_demo

Reference Currency: USD

Trade Date	Type	Quantity	Bank Narration	Sett. Amount
Value Date	Security Name	Price		

CENTRAL PROVIDENT FUND BOARD

SGD – demo-cpf_cpf01_sgd_01			OPENING BALANCE	199,000.00
09 Feb	Money In		CPF Contribution	1,850.00
13 Feb	SGD MoneyFlow			
09 Apr	Money In		CPF Contribution	1,850.00
11 Apr	SGD MoneyFlow			
01 Feb	Money In		CPF Contribution	1,850.00
03 Feb	SGD MoneyFlow			
01 Mar	Money In		CPF Contribution	1,850.00
03 Mar	SGD MoneyFlow			
09 May	Money In		CPF Contribution	1,850.00
11 May	SGD MoneyFlow			
09 Mar	Money In		CPF Contribution	1,850.00
13 Mar	SGD MoneyFlow			
			CLOSING BALANCE for SGD Account	210,100.00

CREDIT SUISSE PRIVATE BANKING SINGAPORE

AUD – demo_equity_managed_cssg01_aud_01			OPENING BALANCE	96,755.00
06 Oct	Distribution		Dividend Payment for WOW AU Equity	4,050.00
10 Oct	WOOLWORTHS LTD			
05 Jun	Purchase	2,000.00	Purchase of 2000 Carsales.Com Shares @ 11.37	-22,740.00
07 Jun	CARSALES.COM LTD	11.37		

TRANSACTIONS

16 Jan 2017 - 16 Jan 2018

canopy_demo

Reference Currency: USD

Trade Date	Type	Quantity	Bank Narration	Sett. Amount
Value Date	Security Name	Price		

CREDIT SUISSE PRIVATE BANKING SINGAPORE

AUD – demo_equity_managed_cssg01_aud_01			OPENING BALANCE	96,755.00
01 Feb	Purchase	1,000.00	Purchase of 1000 Betashares Aus High Interest @	-50,070.00
03 Feb	Betashares Aus High Interest	50.07		
01 Feb	Purchase	1,000.00	Purchase of 1000 SPDR S&P EMERGING MARKETS FD @	-17,370.00
03 Feb	SPDR S&P EMERGING MARKETS FD	17.37		
			CLOSING BALANCE for AUD Account	10,625.00

EUR – demo_equity_managed_cssg01_eur_01			OPENING BALANCE	3,486,605.11
24 May	Purchase	1,000.00	Purchase of 1000 Anheuser-Busch Inbev Sa/Nv Shares @ 105.55	-105,550.00
26 May	Anheuser-Busch Inbev Sa/Nv	105.55		
08 Mar	Purchase	1,000.00	Purchase of 1000 DAIMLER AG-REGISTERED SHARES Shares @ 71.114	-71,114.00
10 Mar	DAIMLER AG-REGISTERED SHARES	71.11		
27 Mar	Distribution		Dividend Payment for RDSA NA Equity	2,539.29
29 Mar	Royal Dutch Shell Plc-A Shs			
24 Jul	Purchase	1,000.00	Purchase of 1000 VOLKSWAGEN AG Shares @ 137.596	-137,596.00
26 Jul	VOLKSWAGEN AG	137.60		
12 Apr	Purchase	700.00	Purchase of 700 BAYER AG-REG Shares @ 106.663	-74,664.10
14 Apr	BAYER AG-REG	106.66		
18 Sep	Distribution		Dividend Payment for RDSA NA Equity	2,268.70
20 Sep	Royal Dutch Shell Plc-A Shs			
24 Jul	Purchase	1,000.00	Purchase of 1000 BAYERISCHE MOTOREN WERKE AG Shares @ 78.993	-78,993.00
26 Jul	BAYERISCHE MOTOREN WERKE AG	78.99		

TRANSACTIONS

16 Jan 2017 - 16 Jan 2018

canopy_demo

Reference Currency: USD

Trade Date	Type	Quantity	Bank Narration	Sett. Amount
Value Date	Security Name	Price		

CREDIT SUISSE PRIVATE BANKING SINGAPORE

EUR – demo_equity_managed_cssg01_eur_01			OPENING BALANCE	3,486,605.11
08 Mar	Purchase	1,000.00		
10 Mar	SOFTBANK GROUP CORP	68.00	Purchase of 1000 SOFTBANK GROUP CORP Shares @ 68	-68,000.00
07 Aug	Purchase	3,000.00		
09 Aug	Ishares Euro Stoxx 50 Ucits	36.39	Purchase of 3000 Ishares Euro Stoxx 50 Ucits @ 36.385	-109,155.00
23 Nov	Distribution			
27 Nov	EUTELSAT COMMUNICATIONS		Dividend Payment for ETL EU Equity	6,655.00
26 May	Distribution			
30 May	KONINKLIJKE DSM NV		Dividend Payment for DSM NA Equity	4,428.00
07 Aug	Purchase	3,000.00		
09 Aug	ISHARES EURO STOXX50 UCITS D	35.73	Purchase of 3000 ISHARES EURO STOXX50 UCITS D @ 35.733	-107,199.00
28 Jun	Distribution			
30 Jun	DEUTSCHE TELEKOM AG-REG		Dividend Payment for DTE GR Equity	6,420.00
12 Apr	Purchase	5,000.00		
14 Apr	NATIONAL AUSTRALIA BANK LTD	22.74	Purchase of 5000 NATIONAL AUSTRALIA BANK LTD Shares @ 22.739	-113,695.00
24 Jul	Purchase	5,000.00		
26 Jul	Royal Dutch Shell Plc-A Shs	23.11	Purchase of 5000 Royal Dutch Shell Plc-A Shs Shares @ 23.11	-115,550.00
07 Aug	Purchase	3,000.00		
09 Aug	ISHARES EURO HY CORP BND	107.05	Purchase of 3000 ISHARES EURO HY CORP BND @ 107.05	-321,150.00
07 Aug	Purchase	3,000.00		
09 Aug	ISHARES EURO CORP BND LC	136.20	Purchase of 3000 ISHARES EURO CORP BND LC @ 136.2	-408,600.00

TRANSACTIONS

16 Jan 2017 - 16 Jan 2018

canopy_demo

Reference Currency: USD

Trade Date	Type	Quantity	Bank Narration	Sett. Amount
Value Date	Security Name	Price		

CREDIT SUISSE PRIVATE BANKING SINGAPORE

EUR – demo_equity_managed_cssg01_eur_01		OPENING BALANCE		3,486,605.11
12 Apr	Purchase	5,000.00		
14 Apr	Tencent Holdings Ltd	28.10	Purchase of 5000 Tencent Holdings Ltd Shares @ 28.1	-140,500.00
20 Sep	Purchase	600.00		
22 Sep	ASML HOLDING NV	138.60	Purchase of 600 ASML HOLDING NV Shares @ 138.6	-83,160.00
08 Mar	Purchase	1,000.00		
10 Mar	BNP PARIBAS	59.35	Purchase of 1000 BNP PARIBAS Shares @ 59.35	-59,350.00
12 Apr	Purchase	500.00		
14 Apr	L'OREAL	181.95	Purchase of 500 L'OREAL Shares @ 181.95	-90,975.00
12 Apr	Purchase	1,500.00		
14 Apr	ALLIANZ SE-REG	170.60	Purchase of 1500 ALLIANZ SE-REG Shares @ 170.6	-255,900.00
24 May	Purchase	400.00		
26 May	SIEMENS AG-REG	126.95	Purchase of 400 SIEMENS AG-REG Shares @ 126.946	-50,778.40
24 May	Purchase	400.00		
26 May	LVMH MOET HENNESSY LOUIS VUI	227.10	Purchase of 400 LVMH MOET HENNESSY LOUIS VUI Shares @ 227.1	-90,840.00
07 Aug	Purchase	3,000.00		
09 Aug	Ishares Core Dax Ucits Etf D	106.57	Purchase of 3000 Ishares Core Dax Ucits Etf D @ 106.57	-319,710.00
07 Aug	Purchase	3,000.00		
09 Aug	Ishares Euro Stoxx50 Ucits D	35.74	Purchase of 3000 Ishares Euro Stoxx50 Ucits D @ 35.74	-107,220.00
07 Aug	Purchase	3,000.00		
09 Aug	ISHARES CORE DAX UCITS ETF D	106.60	Purchase of 3000 ISHARES CORE DAX UCITS ETF D @ 106.604	-319,812.00

TRANSACTIONS

16 Jan 2017 - 16 Jan 2018

canopy_demo

Reference Currency: USD

Trade Date Value Date	Type Security Name	Quantity Price	Bank Narration	Sett. Amount
CREDIT SUISSE PRIVATE BANKING SINGAPORE				
EUR – demo_equity_managed_cssg01_eur_01			OPENING BALANCE	3,486,605.11
20 Sep	Purchase	1,400.00	Purchase of 1400 UNILEVER NV-CVA Shares @ 48.3	-67,620.00
22 Sep	UNILEVER NV-CVA	48.30		
24 Aug	Distribution		Dividend Payment for DSM NA Equity	2,140.20
28 Aug	KONINKLIJKE DSM NV			
18 May	Distribution		Dividend Payment for SAN FP Equity	5,772.00
22 May	SANOFI			
20 Sep	Purchase	1,000.00	Purchase of 1000 Allianz Se-Reg Shares @ 185.039	-185,039.00
22 Sep	Allianz Se-Reg	185.04		
06 Feb	Distribution		Dividend Payment for SIE GR Equity	6,318.00
08 Feb	SIEMENS AG-REG			
			CLOSING BALANCE for EUR Account	40,975.80
GBP – demo_equity_managed_cssg01_gbp_01			OPENING BALANCE	23,333.46
17 Mar	Distribution		Dividend Payment for SSE LN Equity	2,000.20
21 Mar	SSE PLC			
			CLOSING BALANCE for GBP Account	25,333.66
JPY – demo_equity_managed_cssg01_jpy_01			OPENING BALANCE	24,261,871.00
01 Feb	Purchase	1,000.00	Purchase of 1000 Nomura Banks Index Etf @	-195,000.00
03 Feb	Nomura Banks Index Etf	195.00		

TRANSACTIONS

16 Jan 2017 - 16 Jan 2018

canopy_demo

Reference Currency: USD

Trade Date Value Date	Type Security Name	Quantity Price	Bank Narration	Sett. Amount
CREDIT SUISSE PRIVATE BANKING SINGAPORE				
JPY – demo_equity_managed_cssg01_jpy_01			OPENING BALANCE	24,261,871.00
01 Feb	Purchase	1,000.00		
03 Feb	Nomura Etf - Nikkei 225	19,640.00	Purchase of 1000 Nomura Etf - Nikkei 225 @	-19,640,000.00
28 Apr	Distribution			
02 May	SEKISUI HOUSE LTD		Dividend Payment for 1928 JP Equity	473,600.00
			CLOSING BALANCE for JPY Account	4,900,471.00
SEK – demo_equity_managed_cssg01_sek_01			OPENING BALANCE	106,393.50
05 Apr	Distribution			
07 Apr	ERICSSON LM-B SHS		Dividend Payment for ERICB SS Equity	14,985.00
			CLOSING BALANCE for SEK Account	121,378.50
SGD – demo_equity_managed_cssg01_sgd_01			OPENING BALANCE	200,100.00
05 Jun	Purchase	10,000.00		
07 Jun	VENTURE CORP LTD	12.64	Purchase of 10000 Venture Corp Shares @ 12.64	-126,400.00
20 Nov	Purchase	10,000.00		
22 Nov	KEPPEL CORP LTD	7.37	Purchase of 10000 Keppel Corporation Limited Shares @ 7.37	-73,700.00
			CLOSING BALANCE for SGD Account	0.00
USD – demo_equity_managed_cssg01_usd_01			OPENING BALANCE	73,081.23
01 Dec	Distribution			
05 Dec	PFIZER INC		Dividend Payment for PFE US Equity	1,920.00

TRANSACTIONS

16 Jan 2017 - 16 Jan 2018

canopy_demo

Reference Currency: USD

Trade Date	Type	Quantity	Bank Narration	Sett. Amount
Value Date	Security Name	Price		

CREDIT SUISSE PRIVATE BANKING SINGAPORE

USD – demo_equity_managed_cssg01_usd_01			OPENING BALANCE	73,081.23
02 Oct	Distribution		Dividend Payment for DOW US Equity	1,844.60
04 Oct	DOW CHEMICAL CO/THE			
30 Nov	Distribution		Dividend Payment for CMS US Equity	1,486.28
04 Dec	CMS ENERGY CORP			
12 Jun	Distribution		Dividend Payment for CVX US Equity	1,879.20
14 Jun	CHEVRON CORP			
11 Jul	Distribution		Dividend Payment for PM US Equity	2,329.60
13 Jul	PHILIP MORRIS INTERNATIONAL			
06 Oct	Distribution		Dividend Payment for MRK US Equity	1,502.59
10 Oct	MERCK & CO. INC.			
15 May	Distribution		Dividend Payment for ABBV US Equity	2,112.00
17 May	ABBVIE INC			
17 Mar	Distribution		Dividend Payment for KRFT US Equity	1,860.00
21 Mar	Kraft Foods Group Inc			
15 Nov	Distribution		Dividend Payment for ABBV US Equity	2,343.00
17 Nov	ABBVIE INC			
28 Apr	Distribution		Dividend Payment for DOW US Equity	1,844.60
02 May	DOW CHEMICAL CO/THE			
16 Dec	Distribution		Dividend Payment for DUK US Equity	1,008.78
19 Dec	DUKE ENERGY CORP			

TRANSACTIONS

16 Jan 2017 - 16 Jan 2018

canopy_demo

Reference Currency: USD

Trade Date	Type	Quantity	Bank Narration	Sett. Amount
Value Date	Security Name	Price		

CREDIT SUISSE PRIVATE BANKING SINGAPORE

USD – demo_equity_managed_cssg01_usd_01			OPENING BALANCE	73,081.23
18 Sep	Distribution		Dividend Payment for DUK US Equity	1,043.97
20 Sep	DUKE ENERGY CORP			
01 Sep	Distribution		Dividend Payment for PFE US Equity	1,920.00
05 Sep	PFIZER INC			
01 Feb	Distribution		Dividend Payment for VZ US Equity	2,364.86
03 Feb	VERIZON COMMUNICATIONS INC			
31 Mar	Distribution		Dividend Payment for ES US Equity	845.50
04 Apr	EVERSOURCE ENERGY			
15 Aug	Distribution		Dividend Payment for ABBV US Equity	2,112.00
17 Aug	ABBVIE INC			
16 Jun	Distribution		Dividend Payment for DUK US Equity	1,008.78
20 Jun	DUKE ENERGY CORP			
01 Feb	Distribution		Dividend Payment for T US Equity	2,842.00
03 Feb	AT&T INC			
01 Nov	Distribution		Dividend Payment for T US Equity	2,784.00
03 Nov	AT&T INC			
02 Oct	Distribution		Dividend Payment for KO US Equity	1,505.00
04 Oct	COCA-COLA CO/THE			
15 Feb	Distribution		Dividend Payment for ABBV US Equity	2,112.00
17 Feb	ABBVIE INC			

TRANSACTIONS

16 Jan 2017 - 16 Jan 2018

canopy_demo

Reference Currency: USD

Trade Date	Type	Quantity	Bank Narration	Sett. Amount
Value Date	Security Name	Price		

CREDIT SUISSE PRIVATE BANKING SINGAPORE

USD – demo_equity_managed_cssg01_usd_01			OPENING BALANCE	73,081.23
11 Sep	Distribution			
13 Sep	CHEVRON CORP		Dividend Payment for CVX US Equity	1,879.20
05 Jun	Purchase	1,500.00		
07 Jun	Sina Corp	92.14	Purchase of 1500 Sina Corp Shares @ 92.14	-138,210.00
15 May	Distribution			
17 May	PROCTER & GAMBLE CO/THE		Dividend Payment for PG US Equity	1,448.16
11 Apr	Distribution			
13 Apr	PHILIP MORRIS INTERNATIONAL		Dividend Payment for PM US Equity	2,329.60
25 Jan	Distribution			
27 Jan	GENERAL ELECTRIC CO		Dividend Payment for GE US Equity	1,657.20
25 Jul	Distribution			
27 Jul	GENERAL ELECTRIC CO		Dividend Payment for GE US Equity	1,657.20
16 Mar	Distribution			
20 Mar	DUKE ENERGY CORP		Dividend Payment for DUK US Equity	1,008.78
25 Apr	Distribution			
27 Apr	GENERAL ELECTRIC CO		Dividend Payment for GE US Equity	1,657.20
28 Feb	Distribution			
02 Mar	CMS ENERGY CORP		Dividend Payment for CMS US Equity	1,385.70
01 Mar	Distribution			
03 Mar	PFIZER INC		Dividend Payment for PFE US Equity	1,920.00

TRANSACTIONS

16 Jan 2017 - 16 Jan 2018

canopy_demo

Reference Currency: USD

Trade Date	Type	Quantity	Bank Narration	Sett. Amount
Value Date	Security Name	Price		

CREDIT SUISSE PRIVATE BANKING SINGAPORE

USD – demo_equity_managed_cssg01_usd_01			OPENING BALANCE	73,081.23
03 Apr	Distribution		Dividend Payment for KO US Equity	1,505.00
05 Apr	COCA-COLA CO/THE			
01 May	Distribution		Dividend Payment for T US Equity	2,842.00
03 May	AT&T INC			
09 Jun	Distribution		Dividend Payment for AEP US Equity	1,097.40
13 Jun	AMERICAN ELECTRIC POWER			
30 Jun	Distribution		Dividend Payment for ES US Equity	845.50
04 Jul	EVERSOURCE ENERGY			
10 Jul	Distribution		Dividend Payment for MRK US Equity	1,502.59
12 Jul	MERCK & CO. INC.			
28 Jul	Distribution		Dividend Payment for DOW US Equity	1,844.60
01 Aug	DOW CHEMICAL CO/THE			
30 Aug	Distribution		Dividend Payment for CMS US Equity	1,385.70
01 Sep	CMS ENERGY CORP			
08 Dec	Distribution		Dividend Payment for AEP US Equity	1,097.40
12 Dec	AMERICAN ELECTRIC POWER			
01 Aug	Distribution		Dividend Payment for VZ US Equity	2,364.86
03 Aug	VERIZON COMMUNICATIONS INC			
01 Jun	Distribution		Dividend Payment for PFE US Equity	1,800.00
05 Jun	PFIZER INC			

TRANSACTIONS

16 Jan 2017 - 16 Jan 2018

canopy_demo

Reference Currency: USD

Trade Date	Type	Quantity	Bank Narration	Sett. Amount
Value Date	Security Name	Price		

CREDIT SUISSE PRIVATE BANKING SINGAPORE

USD – demo_equity_managed_cssg01_usd_01			OPENING BALANCE	73,081.23
01 Aug	Distribution		Dividend Payment for T US Equity	2,842.00
03 Aug	AT&T INC			
10 Mar	Distribution		Dividend Payment for AEP US Equity	1,097.40
14 Mar	AMERICAN ELECTRIC POWER			
16 Jun	Distribution		Dividend Payment for KRFT US Equity	1,860.00
20 Jun	Kraft Foods Group Inc			
07 Apr	Distribution		Dividend Payment for MRK US Equity	1,502.59
11 Apr	MERCK & CO. INC.			
31 May	Distribution		Dividend Payment for CMS US Equity	1,486.28
02 Jun	CMS ENERGY CORP			
03 Jul	Distribution		Dividend Payment for KO US Equity	1,505.00
05 Jul	COCA-COLA CO/THE			
08 Sep	Distribution		Dividend Payment for AEP US Equity	1,097.40
12 Sep	AMERICAN ELECTRIC POWER			
			CLOSING BALANCE for USD Account	16,158.75
CNY – demo_equity_managed-cny-01			OPENING BALANCE	8,332.44
01 Feb	Purchase	1,000.00	Purchase of 1000 ISHARES MSCI CH A INTL ETF-R @	-6,360.00
03 Feb	ISHARES MSCI CH A INTL ETF-R	6.36		
			CLOSING BALANCE for CNY Account	1,972.44

TRANSACTIONS

16 Jan 2017 - 16 Jan 2018

canopy_demo

Reference Currency: USD

Trade Date Value Date	Type Security Name	Quantity Price	Bank Narration	Sett. Amount
CREDIT SUISSE PRIVATE BANKING SINGAPORE				
IDR – demo_equity_managed-idr-01			OPENING BALANCE	0.00
05 Jun	SpotFX In			
05 Jun	IDR Spot FX		Buy 93000000 IDR vs USD	93,000,000.00
05 Jun	Purchase	10,000.00		
07 Jun	SEMEN INDONESIA PERSERO TBK	9,300.00	Purchase of 10000 Semen Indonesia Shares @ 9300	-93,000,000.00
CLOSING BALANCE for IDR Account				0.00
INR – demo_equity_managed-inr-01			OPENING BALANCE	0.00
15 Feb	Purchase	5,000.00		
17 Feb	HDFC BANK LIMITED	1,322.20	Purchase of 5000 HDFC Bank Shares @ 1322.2	-6,611,000.00
15 Feb	SpotFX In			
15 Feb	INR Spot FX		Buy 12769900 INR vs USD	12,769,900.00
20 Mar	Purchase	1,000.00		
22 Mar	MARUTI SUZUKI INDIA LTD	6,158.90	Purchase of 1000 Maruti Suzuki Shares @ 6158.9	-6,158,900.00
CLOSING BALANCE for INR Account				0.00
KRW – demo_equity_managed-krw-01			OPENING BALANCE	234,440,000.00
13 Jun	Purchase	200.00		
15 Jun	COM2US CORP	124,700.00	Purchase of 200 Com2us Shares @ 124700	-24,940,000.00

TRANSACTIONS

16 Jan 2017 - 16 Jan 2018

canopy_demo

Reference Currency: USD

Trade Date	Type	Quantity	Bank Narration	Sett. Amount
Value Date	Security Name	Price		

CREDIT SUISSE PRIVATE BANKING SINGAPORE

KRW – demo_equity_managed-krw-01			OPENING BALANCE	234,440,000.00
---	--	--	------------------------	-----------------------

20 Mar	Purchase	100.00	Purchase of 100 Samsung Electronics Shares @ 2095000	-209,500,000.00
22 Mar	SAMSUNG ELECTRONICS CO LTD	2,095,000.00		

CLOSING BALANCE for KRW Account 0.00

THB – demo_equity_managed-thb-01			OPENING BALANCE	0.00
---	--	--	------------------------	-------------

07 Feb	Purchase	10,000.00	Purchase of 10000 CH Karnchang Shares @ 28.75	-287,500.00
09 Feb	CH. KARNCHANG PUBLIC CO LTD	28.75		

28 Nov	Purchase	2,000.00	Purchase of 2000 KBANK Shares @ 222	-444,000.00
30 Nov	KASIKORNBANK PCL	222.00		

07 Feb	SpotFX In		Buy 731500 THB vs USD	731,500.00
07 Feb	THB Spot FX			

CLOSING BALANCE for THB Account 0.00

TWD – demo_equity_managed-twd-01			OPENING BALANCE	0.00
---	--	--	------------------------	-------------

05 Jun	SpotFX In		Buy 678000 TWD vs USD	678,000.00
05 Jun	TWD Spot FX			

05 Jun	Purchase	2,000.00	Purchase of 2000 Catcher Technology Shares @ 339	-678,000.00
07 Jun	CATCHER TECHNOLOGY CO LTD	339.00		

CLOSING BALANCE for TWD Account 0.00

TRANSACTIONS

16 Jan 2017 - 16 Jan 2018

canopy_demo

Reference Currency: USD

Trade Date	Type	Quantity	Bank Narration	Sett. Amount
Value Date	Security Name	Price		

DBS SINGAPORE

SGD – demo_fixed_income_dbsg01_sgd_01			OPENING BALANCE	-800,762.50
22 Nov	Distribution		Coupon Payment for First Real Estate Invest 4.125 2018	5,156.25
24 Nov	FIRST REAL ESTATE INVEST_4.125_2018-05-22			
16 Feb	Distribution		Coupon Payment for Ascott Capital Pte Ltd 3.78 2019	9,450.00
20 Feb	ASCOTT CAPITAL PTE LTD_3.78_2019-08-16			
03 Oct	Distribution		Coupon Payment for Sabana Sukuk Pte Ltd 4.25 2019	5,312.50
05 Oct	SABANA SUKUK PTE LTD_4.25_2019-04-03			
20 Mar	Sale	-500,000.00	Sale of FAR EAST HORIZON LTD 4.25 2019-10-08	521,350.00
22 Mar	FAR EAST HORIZON LTD_4.25_2019-10-08	102.38		
26 Aug	Distribution		Coupon Payment for Nam Cheong Ltd 5.05 2019	6,312.50
29 Aug	NAM CHEONG LTD_5.05_2019-08-26			
05 Jun	Sale	-500,000.00	Sale of ASCOTT CAPITAL PTE LTD 3.78 2019-10-08	526,100.00
07 Jun	ASCOTT CAPITAL PTE LTD_3.78_2019-08-16	104.06		
19 May	Distribution		Coupon Payment for Ezion Holdings Ltd 7 Perpetual	17,500.00
23 May	EZION HOLDINGS LTD_7.0_Perpetual			
07 Sep	Distribution		Coupon Payment for Hyflux Ltd 4.25 2018	5,312.50
11 Sep	HYFLUX LTD_4.25_2018-09-07			
07 Feb	Sale	-250,000.00	Sale of OXLEY HOLDINGS LTD 5.1 2017-05-16	251,800.00
09 Feb	OXLEY HOLDINGS LTD_5.1_2017-05-16	99.52		
17 Oct	Distribution		Coupon Payment for Oversea Education 5.2 2019	6,500.00
19 Oct	OVERSEA EDUCATION_5.2_2019-04-17			

TRANSACTIONS

16 Jan 2017 - 16 Jan 2018

canopy_demo

Reference Currency: USD

Trade Date Value Date	Type Security Name	Quantity Price	Bank Narration	Sett. Amount
DBS SINGAPORE				
SGD – demo_fixed_income_dbsg01_sgd_01			OPENING BALANCE	-800,762.50
28 Nov	Sale	-250,000.00	Sale of FIRST REAL ESTATE INVEST 4.125 2018-05-22	252,175.00
30 Nov	FIRST REAL ESTATE INVEST_4.125_2018-05-22	100.65		
22 May	Distribution		Coupon Payment for First Real Estate Invest 4.125 2018	5,156.25
24 May	FIRST REAL ESTATE INVEST_4.125_2018-05-22			
19 Nov	Distribution		Coupon Payment for Ezion Holdings Ltd 7 Perpetual	17,500.00
21 Nov	EZION HOLDINGS LTD_7.0_Perpetual			
			CLOSING BALANCE for SGD Account	828,862.50
USD – demo_fixed_income_dbsg01_usd_01			OPENING BALANCE	-2,160,162.21
31 Jan	Distribution		Coupon Payment for Abja Investment Co 4.85 2020	4,850.00
02 Feb	ABJA INVESTMENT CO_4.85_2020-01-31			
17 Apr	Distribution		Coupon Payment for Pccw Capital No 4 Ltd 5.75 2022	5,750.00
19 Apr	PCCW CAPITAL NO 4 LTD_5.75_2022-04-17			
02 May	Distribution		Coupon Payment for Sun Hung Kai Prop (Cap) 4 2020	10,000.00
04 May	SUN HUNG KAI PROP (CAP)_4.0_2020-11-02			
07 May	Distribution		Coupon Payment for Clp Power Hk Finance Ltd 4.25 Perpetual	4,250.00
09 May	CLP POWER HK FINANCE LTD_4.25_Perpetual			
05 Jun	Sale	-250,000.00	Sale of UBS AG 4.75 2023-05-22	256,475.00
07 Jun	UBS AG_4.75_2023-05-22	102.39		

TRANSACTIONS

16 Jan 2017 - 16 Jan 2018

canopy_demo

Reference Currency: USD

Trade Date Value Date	Type Security Name	Quantity Price	Bank Narration	Sett. Amount
DBS SINGAPORE				
USD – demo_fixed_income_dbsg01_usd_01			OPENING BALANCE	-2,160,162.21
30 Jun	Sale	-600,000.00		
04 Jul	FAR EAST HORIZON LTD_5.55_Perpetual	100.02	Sale of FAR EAST HORIZON LTD 5.55 Perpetual	602,340.00
19 Aug	Distribution			
22 Aug	CGN MEIYA POWER HOLDINGS_4.0_2018-08-19		Coupon Payment for Cgn Meiya Power Holdings 4 2018	4,000.00
07 Nov	Distribution			
09 Nov	CLP POWER HK FINANCE LTD_4.25_Perpetual		Coupon Payment for Clp Power Hk Finance Ltd 4.25 Perpetual	4,250.00
30 Apr	Distribution			
02 May	TATA MOTORS LTD_4.625_2020-04-30		Coupon Payment for Tata Motors Ltd 4.625 2020	4,625.00
13 Jun	Sale	-600,000.00		
15 Jun	ING BANK NV_4.125_2023-11-21	102.30	Sale of ING BANK NV 4.125 2023-11-21	615,480.00
17 Oct	Distribution			
19 Oct	PCCW CAPITAL NO 4 LTD_5.75_2022-04-17		Coupon Payment for Pccw Capital No 4 Ltd 5.75 2022	5,750.00
20 Sep	Distribution			
22 Sep	SUMITOMO LIFE INSUR_6.5_2073-09-20		Coupon Payment for Sumitomo Life Insur 6.5 2073	9,750.00
20 Mar	Sale	-700,000.00		
22 Mar	DYNAMIC TALENT LTD_4.75_2017-08-01	100.70	Sale of DYNAMIC TALENT LTD 4.75 2017-08-01	709,590.00
15 Feb	SpotFX Out			
15 Feb	USD Spot FX		Sell -190961 USD vs CNY	-190,961.00
01 Feb	Distribution			
03 Feb	DYNAMIC TALENT LTD_4.75_2017-08-01		Coupon Payment for Dynamic Talent Ltd 4.75 2017	16,625.00

TRANSACTIONS

16 Jan 2017 - 16 Jan 2018

canopy_demo

Reference Currency: USD

Trade Date	Type	Quantity	Bank Narration	Sett. Amount
Value Date	Security Name	Price		

DBS SINGAPORE

USD – demo_fixed_income_dbsg01_usd_01			OPENING BALANCE	-2,160,162.21
07 Feb	SpotFX Out		Sell -20882 USD vs CNY	-20,882.00
07 Feb	USD Spot FX			
26 Feb	Distribution		Coupon Payment for Nwd Mtn Ltd 5.25 2021	5,250.00
28 Feb	NWD MTN LTD_5.25_2021-02-26			
11 Mar	Distribution		Coupon Payment for Haitong Intl Fin 2014 3.99 2019	3,990.00
14 Mar	HAITONG INTL FIN 2014_3.99_2019-09-11			
20 Mar	Distribution		Coupon Payment for Sumitomo Life Insur 6.5 2073	9,750.00
22 Mar	SUMITOMO LIFE INSUR_6.5_2073-09-20			
20 Mar	SpotFX Out		Sell -210527 USD vs CNY	-210,527.00
20 Mar	USD Spot FX			
11 Apr	Distribution		Coupon Payment for Theta Capital Pte Ltd 7 2022	7,000.00
13 Apr	THETA CAPITAL PTE LTD_7.0_2022-04-11			
15 Apr	Distribution		Coupon Payment for Oversea-Chinese Banking 4 2024	4,000.00
18 Apr	OVERSEA-CHINESE BANKING_4.0_2024-10-15			
06 May	Distribution		Coupon Payment for Beijing Enterprises Wate 4.625 2018	4,625.00
09 May	BEIJING ENTERPRISES WATE_4.625_2018-05-06			
30 Jun	Distribution		Coupon Payment for Ahb Tier 1 Sukuk Ltd 5.5 Perpetual	13,750.00
04 Jul	AHB TIER 1 SUKUK LTD_5.5_Perpetual			
07 May	Distribution		Coupon Payment for Tml Holdings Pte Ltd 5.75 2021	5,750.00
09 May	TML HOLDINGS PTE LTD_5.75_2021-05-07			

TRANSACTIONS

16 Jan 2017 - 16 Jan 2018

canopy_demo

Reference Currency: USD

Trade Date	Type	Quantity	Bank Narration	Sett. Amount
Value Date	Security Name	Price		

DBS SINGAPORE

USD – demo_fixed_income_dbsg01_usd_01			OPENING BALANCE	-2,160,162.21
03 Oct	Distribution			
05 Oct	NTPC LTD_4.75_2022-10-03		Coupon Payment for Ntpc Ltd 4.75 2022	7,125.00
11 Oct	Distribution			
13 Oct	THETA CAPITAL PTE LTD_7.0_2022-04-11		Coupon Payment for Theta Capital Pte Ltd 7 2022	7,000.00
21 Oct	Distribution			
24 Oct	KOREAN REINSURANCE_4.5_2044-10-21		Coupon Payment for Korean Reinsurance 4.5 2044	4,500.00
06 Nov	Distribution			
08 Nov	BEIJING ENTERPRISES WATE_4.625_2018-05-06		Coupon Payment for Beijing Enterprises Wate 4.625 2018	4,625.00
19 Feb	Distribution			
21 Feb	CGN MEIYA POWER HOLDINGS_4.0_2018-08-19		Coupon Payment for Cgn Meiya Power Holdings 4 2018	4,000.00
21 May	Distribution			
23 May	ING BANK NV_4.125_2023-11-21		Coupon Payment for Ing Bank Nv 4.125 2023	12,375.00
22 May	Distribution			
24 May	UBS AG_4.75_2023-05-22		Coupon Payment for Ubs Ag 4.75 2023	11,875.00
05 Jun	SpotFX Out			
05 Jun	USD Spot FX		Sell -7068 USD vs CNY	-7,068.00
05 Jun	SpotFX Out			
05 Jun	USD Spot FX		Sell -22538 USD vs CNY	-22,538.00

TRANSACTIONS

16 Jan 2017 - 16 Jan 2018

canopy_demo

Reference Currency: USD

Trade Date	Type	Quantity	Bank Narration	Sett. Amount
Value Date	Security Name	Price		

DBS SINGAPORE

USD – demo_fixed_income_dbsg01_usd_01			OPENING BALANCE	-2,160,162.21
13 Jun	Sale	-200,000.00	Sale of OVERSEA-CHINESE BANKING 4 2024-10-15	206,440.00
15 Jun	OVERSEA-CHINESE BANKING_4.0_2024-10-15	102.54		
26 Aug	Distribution		Coupon Payment for Nwd Mtn Ltd 5.25 2021	5,250.00
29 Aug	NWD MTN LTD_5.25_2021-02-26			
28 Nov	Sale	-200,000.00	Sale of BEIJING ENTERPRISES WATE 4.625 2018-05-06	201,980.00
30 Nov	BEIJING ENTERPRISES WATE_4.625_2018-05-06	100.69		
05 Jun	Sale	-500,000.00	Sale of SUN HUNG KAI PROP (CAP) 4 2020-11-02	527,650.00
07 Jun	SUN HUNG KAI PROP (CAP)_4.0_2020-11-02	105.14		
			CLOSING BALANCE for USD Account	688,531.79

INTERACTIVE BROKERS

USD – canopy_demo332-ibkr-01-usd-01			OPENING BALANCE	1,172,234.89
06 Dec	Purchase	2,000.00	Purchase of United Continental Holdings, Inc. Jan 17 2020 80.00 Put	-46,600.00
08 Dec	Purchase of United Continental Holdings, Inc. Jan 17 2020 80.00 Put	23.30		
06 Dec	Sale	-100.00	Sale of Gold Aug '18 (GCQ18)	128,310.00
08 Dec	Gold Aug '18 (GCQ18)	1,283.10		
14 Apr	Purchase	1,000.00	Purchase 10 Apple Inc. Jan 18 2019 140.00 Call	-17,500.00
14 Apr	Apple Inc. Jan 18 2019 140.00 Call	17.50		

TRANSACTIONS

16 Jan 2017 - 16 Jan 2018

canopy_demo

Reference Currency: USD

Trade Date	Type	Quantity	Bank Narration	Sett. Amount
Value Date	Security Name	Price		

INTERACTIVE BROKERS

USD – canopy_demo332-ibkr-01-usd-01			OPENING BALANCE	1,172,234.89
15 Mar	Purchase	5,000,000.00		
15 Mar	FFX: Sell CHN and Buy USD		FFX: Sell CHN and Buy USD Feb 2021	0.00
06 Dec	Purchase	1,000.00		
08 Dec	Purchase of Apple Inc. Jan 17 2020 140.00 Call	42.60	Purchase of Apple Inc. Jan 17 2020 140.00 Call	-42,600.00
12 Apr	Purchase	1,800.00		
12 Apr	J P Morgan Chase & Co Jan 18 2019 80.00 Call	12.50	Purchase 18 J P Morgan Chase & Co Jan 18 2019 80.00 Call	-22,500.00
27 Mar	TransferFOP Out	-200,000.00	Transfer Out OTC FX Accumulator EUR/USD Strike Rate:	
27 Mar	FX Accumulator 2Q		1.040000 Knock-out Rate: 1.150000 Gearing Ratio: 2 times; Final Expiration Date: 27-JUN-2017	0.00
30 Jun	Distribution			
30 Jun	Pimco Income Fund-Ins		Dividend of Pimco Income Fund-Ins	55.50
27 Feb	Distribution			
27 Feb	AMERICAN AIRLINES GROUP INC		Dividends	500.00
08 Mar	Distribution			
08 Mar	AMGEN INC		Dividends	2,300.00
06 Dec	Purchase	100.00		
08 Dec	Purchase of Gold Aug '19 (GCQ19)	1,315.50	Purchase of Gold Aug '19 (GCQ19)	-131,550.00
06 Dec	Purchase	1,800.00		
08 Dec	Purchase of J P Morgan Chase & Co Jan 17 202080.00 Call	30.75	Purchase of J P Morgan Chase & Co Jan 17 202080.00 Call	-55,350.00

TRANSACTIONS

16 Jan 2017 - 16 Jan 2018

canopy_demo

Reference Currency: USD

Trade Date	Type	Quantity	Bank Narration	Sett. Amount
Value Date	Security Name	Price		

INTERACTIVE BROKERS

USD – canopy_demo332-ibkr-01-usd-01			OPENING BALANCE	1,172,234.89
14 Apr	Purchase	1,000.00	Purchase 1000 Apple share	-141,050.00
14 Apr	Apple Inc	141.05		
17 Mar	Distribution		Dividends	3,000.00
17 Mar	KRAFT HEINZ CO/THE			
31 Jan	TransferFOP Out	-200,000.00	Transfer Out OTC FX Accumulator EUR/USD Strike Rate: 1.040000 Knock-out Rate: 1.150000 Gearing Ratio: 2 times; Final Expiration Date: 27-JUN-2017	0.00
31 Jan	FX Accumulator 2Q			
27 Feb	TransferFOP Out	-200,000.00	Transfer Out OTC FX Accumulator EUR/USD Strike Rate: 1.040000 Knock-out Rate: 1.150000 Gearing Ratio: 2 times; Final Expiration Date: 27-JUN-2017	0.00
27 Feb	FX Accumulator 2Q			
03 Apr	Purchase	2,000.00	Purchase 20 United Continental Holdings, Inc. Jan 18 2019 80.00 Put	-37,000.00
03 Apr	United Continental Holdings, Inc. Jan 18 2019 80.00 Put	18.50		
06 Dec	Sale	-1,000.00	Sale of Apple Inc. Jan 18 2019 140.00 Call	25,000.00
08 Dec	Apple Inc. Jan 18 2019 140.00 Call	25.00		
			CLOSING BALANCE for USD Account	837,250.39

PRIVATE CUSTODIAN

USD – canopy_demo332-pvtc-01-usd-01			OPENING BALANCE	351,573.87
01 Jun	Distribution		Dividend	10,743.19
01 Jun	FinTech Company			

TRANSACTIONS

16 Jan 2017 - 16 Jan 2018

canopy_demo

Reference Currency: USD

Trade Date	Type	Quantity	Bank Narration	Sett. Amount
Value Date	Security Name	Price		

PRIVATE CUSTODIAN

USD – canopy_demo332-pvtc-01-usd-01			OPENING BALANCE	351,573.87
01 Mar	Distribution		Dividend	31,438.69
01 Mar	FinTech Company			
			CLOSING BALANCE for USD Account	393,755.75

REAL ESTATE

GBP – canopy_demo332-rere-01-gbp-01			OPENING BALANCE	379,720.00
31 Jan	Loan Repay		Loan repayment for Mansion House London Jan 2017	-1,840.00
31 Jan	GBP Loan			
31 May	Loan Repay		Loan repayment for Mansion House London May 2017	-1,840.00
31 May	GBP Loan			
31 Jan	Distribution		Rental income Mansion House London Jan 2017	2,100.00
31 Jan	Mansion House London			
28 Feb	Distribution		Rental income Mansion House London Feb 2017	2,100.00
28 Feb	Mansion House London			
28 Apr	Loan Repay		Loan repayment for Mansion House London Apr 2017	-1,840.00
28 Apr	GBP Loan			
31 May	Distribution		Rental income Mansion House London May 2017	2,100.00
31 May	Mansion House London			
31 Mar	Distribution		Rental income Mansion House London Mar 2017	2,100.00
31 Mar	Mansion House London			

TRANSACTIONS

16 Jan 2017 - 16 Jan 2018

canopy_demo

Reference Currency: USD

Trade Date	Type	Quantity	Bank Narration	Sett. Amount
Value Date	Security Name	Price		

REAL ESTATE

GBP – canopy_demo332-rere-01-gbp-01			OPENING BALANCE	379,720.00
--	--	--	------------------------	-------------------

31 Mar	Loan Repay			
31 Mar	GBP Loan		Loan repayment for Mansion House London Mar 2017	-1,840.00
30 Jun	Loan Repay			
30 Jun	GBP Loan		Loan repayment for Mansion House London Jun 2017	-1,840.00
28 Apr	Distribution			
28 Apr	Mansion House London		Rental income Mansion House London Apr 2017	2,100.00

CLOSING BALANCE for GBP Account 381,020.00

SGD – demo-realestate_rere01_sgd_01			OPENING BALANCE	2,800.00
--	--	--	------------------------	-----------------

22 Feb	Loan Cost			
24 Feb	SGD FinancingCost		Loan Interest Payment	-5,100.00
09 Jun	Loan Cost			
13 Jun	SGD FinancingCost		Loan Interest Payment	-5,100.00
09 Jul	Loan Cost			
11 Jul	SGD FinancingCost		Loan Interest Payment	-5,100.00
09 Aug	Loan Cost			
11 Aug	SGD FinancingCost		Loan Interest Payment	-5,100.00
09 Dec	Loan Cost			
12 Dec	SGD FinancingCost		Loan Interest Payment	-5,100.00
09 Nov	Loan Cost			
13 Nov	SGD FinancingCost		Loan Interest Payment	-5,100.00

TRANSACTIONS

16 Jan 2017 - 16 Jan 2018

canopy_demo

Reference Currency: USD

Trade Date	Type	Quantity	Bank Narration	Sett. Amount
Value Date	Security Name	Price		

REAL ESTATE

SGD – demo-realestate_rere01_sgd_01			OPENING BALANCE	2,800.00
23 Jan	Loan Cost		Loan Interest Payment	-5,100.00
25 Jan	SGD FinancingCost			
09 Sep	Loan Cost		Loan Interest Payment	-5,100.00
12 Sep	SGD FinancingCost			
09 Oct	Loan Cost		Loan Interest Payment	-5,100.00
11 Oct	SGD FinancingCost			
			CLOSING BALANCE for SGD Account	-43,100.00

FOREIGN EXCHANGE RATES

AS OF 16 Jan 2018

canopy_demo

Reference Currency: USD

The Market Values for the report are based on the following exchange rates. These rates are indicative, and minor rounding differences might occur.

Exchange Rate				
AUD	1	=	0.7972	USD
GBP	1	=	1.3810	USD
EUR	1	=	1.2272	USD
USD	1	=	1.2415	CAD
USD	1	=	0.9624	CHF
USD	1	=	6.4387	CNY
USD	1	=	7.8235	HKD
USD	1	=	13,310.0851	IDR
USD	1	=	63.5364	INR
USD	1	=	110.4362	JPY
USD	1	=	1,063.9430	KRW
USD	1	=	50.3018	PHP
USD	1	=	8.0117	SEK
USD	1	=	1.3214	SGD
USD	1	=	31.9224	THB
USD	1	=	29.5473	TWD

DISCLAIMER

This material has been prepared by Canopy Pte Ltd for information purposes only. It is for your internal use only. Information and opinions in this material have been obtained and derived from sources believed to be reliable, but no representation or warranty is made with respect to the information on its accuracy, completeness, sufficiency and appropriateness for your purposes.

The contents of this document are indicative and subject to change without notice.

The provision of information herein is not prepared in relation to your individual circumstances and should not be relied upon as an assessment for a particular transaction. You should consult your own legal, accounting, tax and other advisors as appropriate. By accepting and using this material, you are deemed to represent and warrant that you are able to make your own evaluation of its contents and that you are not relying on any person named herein for advice or recommendations, none of whom provide legal, tax, regulatory, accounting or investment advice or owe any fiduciary duties to you in connection with this or any related transactions.

This document is confidential, and no part of it may be reproduced, distributed or transmitted without the prior written permission of Canopy Pte Ltd.

Copyright (c) 2018 Canopy Pte Ltd. All rights reserved.