

PORTFOLIO PERFORMANCE

AS OF 31-JAN-2020
CANOPY_DEMO



STATEMENT OF ACCOUNTS

Portfolio: **CANOPY_DEMO**

Date As Of: **31 Jan 2020**

Reference Currency: **USD**

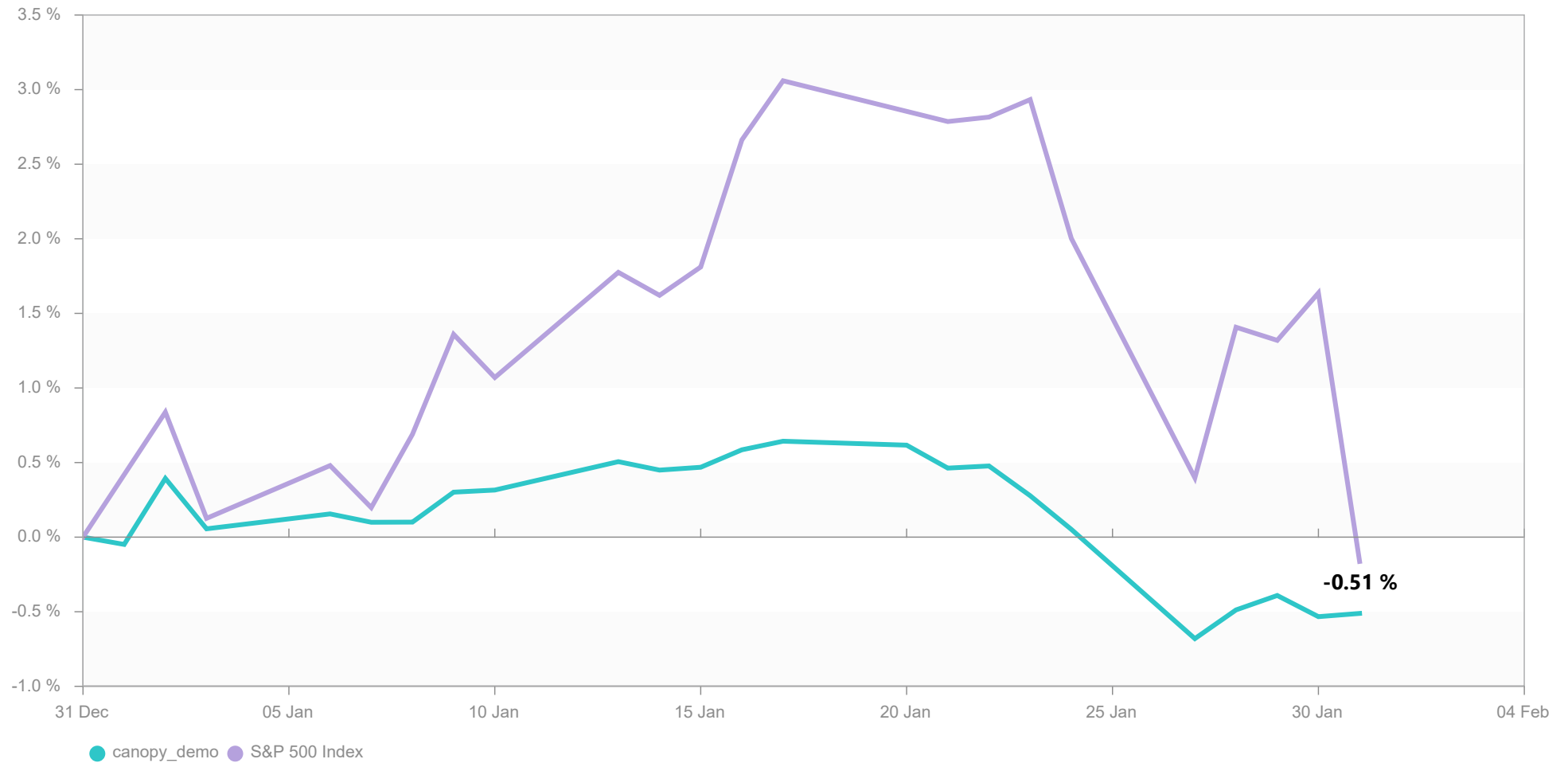
Table of Contents	Page
Performance Against Benchmark	3
Performance by Child Account	4
Performance Attribution by Child Account	5
Foreign Exchange Rates	7
Disclaimer	8

PERFORMANCE AGAINST BENCHMARK

PERIOD: 31 Dec 2019 - 31 Jan 2020

canopy_demo

Reference Currency: USD



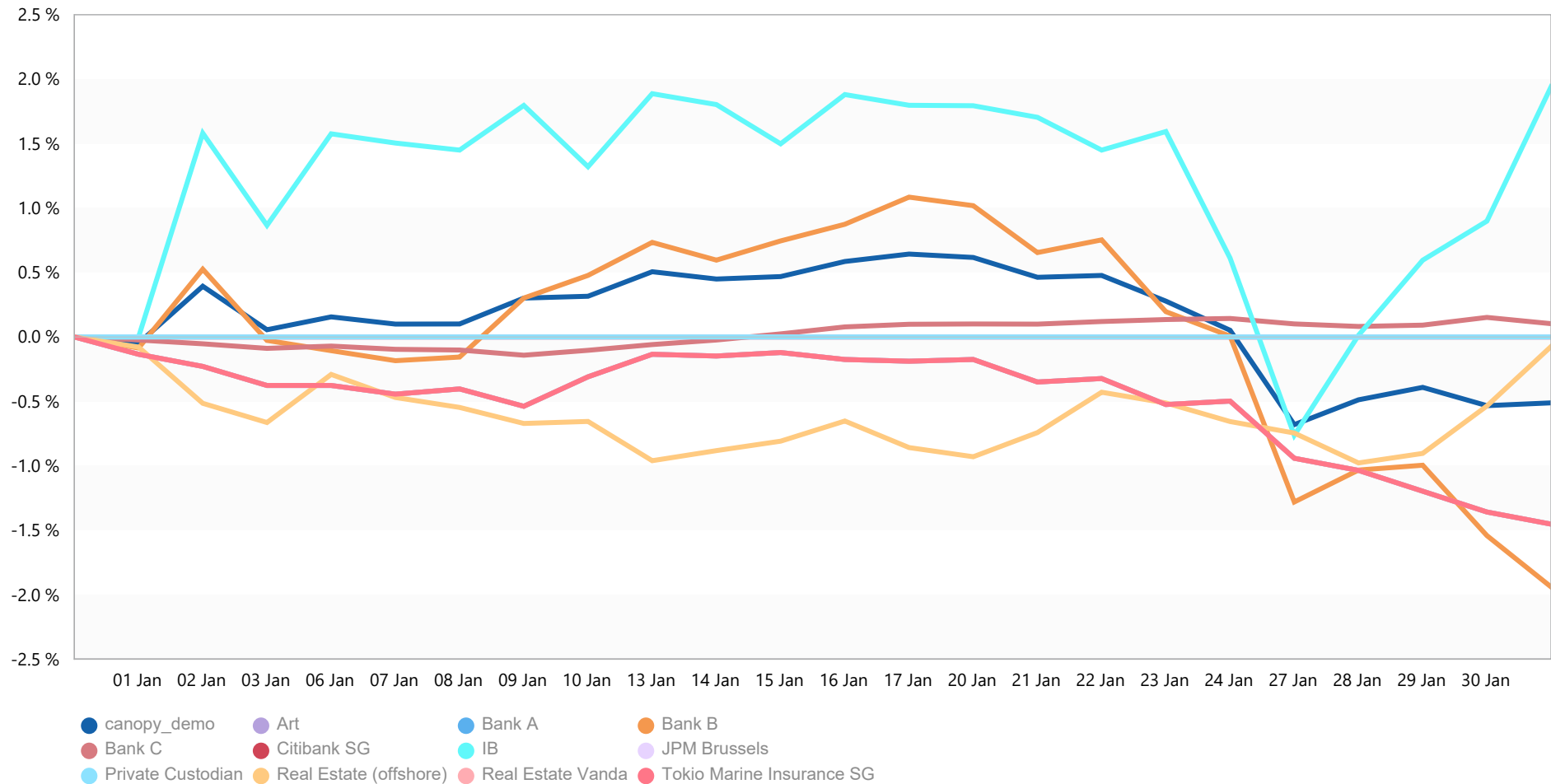
NOTE: Performance is based on the percentage change in net worth. It is calculated on a daily basis by dividing today's net worth by net worth at the beginning of the selected period. For the selected benchmarks, performance is calculated by dividing today's price by the price at the beginning of the selected period.

PERFORMANCE BY CHILD ACCOUNT

PERIOD: 31 Dec 2019 - 31 Jan 2020

canopy_demo

Reference Currency: USD



NOTE: Performance by child account is based on the percentage change in net worth. It is calculated on a daily basis by dividing today's net worth by net worth at the beginning of the selected period.

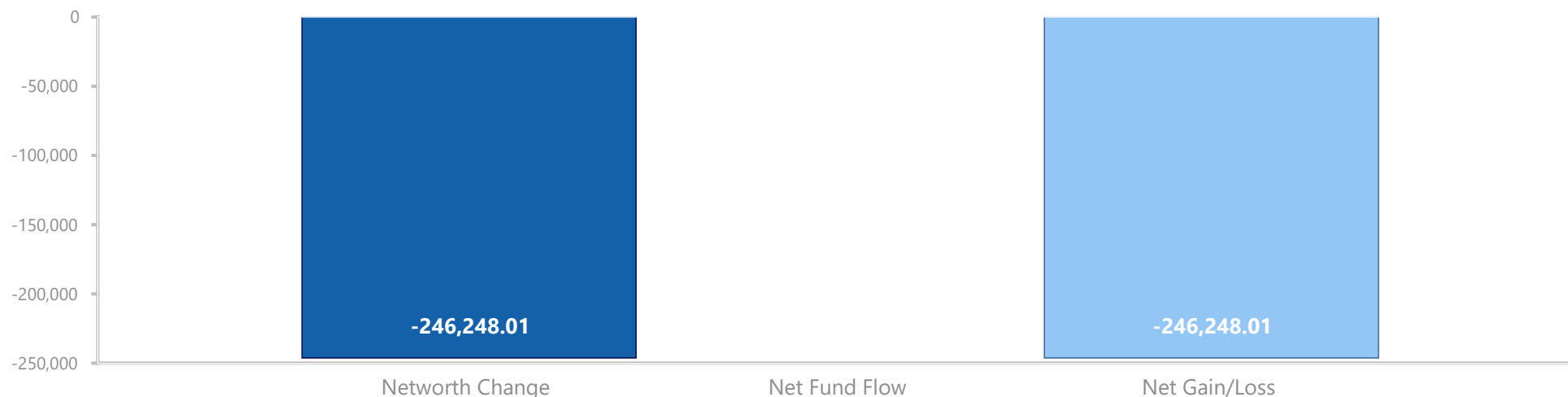


PERFORMANCE ATTRIBUTION OF PORTFOLIO

PERIOD: 31 Dec 2019 - 31 Jan 2020

canopy_demo

Reference Currency: USD



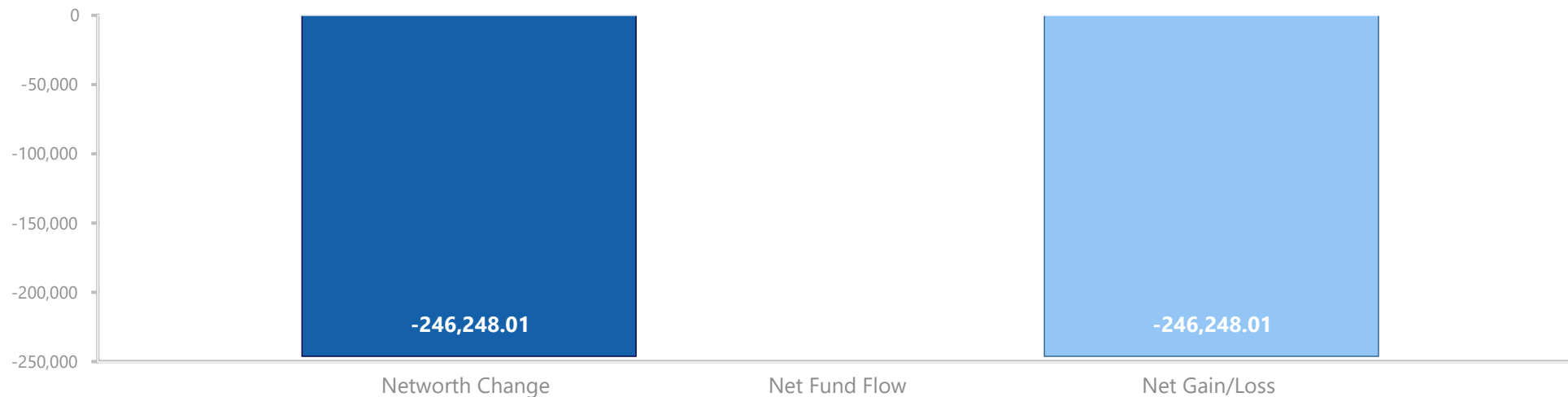
Child Account	Start Networth	End Networth	Net Fund Flow	Net Gain/Loss	Simple Performance
Art	1,100,000.00	1,100,000.00	0.00	0.00	0.00 %
Bank A	1,071,597.33	1,056,035.61	0.00	-15,561.72	-1.45 %
Bank B	14,557,699.66	14,232,517.02	0.00	-325,182.64	-2.23 %
Bank C	5,627,171.95	5,632,965.27	0.00	5,793.32	0.10 %
Citibank SG	1,702,085.02	1,702,085.02	0.00	0.00	0.00 %
IB	6,207,660.11	6,327,194.03	0.00	119,533.92	1.93 %
JPM Brussels	-921,292.29	-921,292.29	0.00	0.00	0.00 %
Private Custodian	4,847,461.71	4,847,461.71	0.00	0.00	0.00 %
Real Estate (offshore)	1,544,932.04	1,544,122.84	0.00	-809.20	-0.05 %

PERFORMANCE ATTRIBUTION OF PORTFOLIO

PERIOD: 31 Dec 2019 - 31 Jan 2020

canopy_demo

Reference Currency: USD



Child Account	Start Networth	End Networth	Net Fund Flow	Net Gain/Loss	Simple Performance
Real Estate Vanda	617,112.22	608,150.53	0.00	-8,961.69	-1.45 %
Tokio Marine Insurance SG	1,450,215.00	1,429,155.00	0.00	-21,060.00	-1.45 %
TOTAL	37,804,642.75	37,558,394.74	0.00	-246,248.01	-0.65 %

FOREIGN EXCHANGE RATES

AS OF 31 Jan 2020

canopy_demo

Reference Currency: USD

The Market Values for the report are based on the following exchange rates. These rates are indicative, and minor rounding differences might occur.

Exchange Rate				
AUD	1	=	0.6692	USD
GBP	1	=	1.3206	USD
EUR	1	=	1.1093	USD
USD	1	=	1.3238	CAD
USD	1	=	0.9634	CHF
USD	1	=	6.9109	CNY
USD	1	=	7.7640	HKD
USD	1	=	13,784.9276	IDR
USD	1	=	71.5666	INR
USD	1	=	108.3658	JPY
USD	1	=	1,196.0292	KRW
USD	1	=	4.0967	MYR
USD	1	=	51.0412	PHP
USD	1	=	9.6234	SEK
USD	1	=	1.3644	SGD
USD	1	=	31.2129	THB

Exchange Rate				
USD	1	=	30.2407	TWD

DISCLAIMER

This material has been prepared by Canopy Pte Ltd for information purposes only. It is for your internal use only. Information and opinions in this material have been obtained and derived from sources believed to be reliable, but no representation or warranty is made with respect to the information on its accuracy, completeness, sufficiency and appropriateness for your purposes.

The contents of this document are indicative and subject to change without notice.

The provision of information herein is not prepared in relation to your individual circumstances and should not be relied upon as an assessment for a particular transaction. You should consult your own legal, accounting, tax and other advisors as appropriate. By accepting and using this material, you are deemed to represent and warrant that you are able to make your own evaluation of its contents and that you are not relying on any person named herein for advice or recommendations, none of whom provide legal, tax, regulatory, accounting or investment advice or owe any fiduciary duties to you in connection with this or any related transactions.

This document is confidential, and no part of it may be reproduced, distributed or transmitted without the prior written permission of Canopy Pte Ltd.

Copyright (c) 2020 Canopy Pte Ltd. All rights reserved.